



GOLOMT BANK

2025

**SUSTAINABLE
DEVELOPMENT REPORT**

CONTENTS

GENERAL STATEMENT

General statement	4
CEO message	6
Sustainability highlights	8
Greenhouse gas emissions	9

GOVERNANCE

Sustainability timeline	11
Sustainability strategy	12
Governance	13
Board of Directors diversity	19
Materiality assessment	21
Goals & targets for 2030 & 2050	23

SUSTAINABLE GREEN FINANCE

Sustainable, green loan portfolio	25
Sustainable, green loan products	28
Sustainable, green fund	30
Financial and non-financial "Blue" initiatives	31
Our impact	32
Financed and invested greenhouse gas emissions	33
High intensity sectors & reduction plan	36

SUSTAINABLE, GREEN OPERATION

Greenhouse gas emissions from our operations	40
Reducing GHG emissions from own operation	43
Employee engagement	46

SOCIAL

Human Resources - Non-discrimination, equal rights, and participation	49
Employee Compensation	50
UNEP FI-PRB 2030 vision	52
Respecting human rights	53
Positive impact on society through products and services	55
Small and medium-sized enterprises	58
Social responsibility	59
Projects & campaign	60
Student scholarship program	64

STAKEHOLDERS' ENGAGEMENT

Sharing knowledge and leading others	66
Stakeholders' engagement mapping	67
Involvement in market initiatives	68

CLIMATE CHANGE RISK

Climate change risks & opportunities	70
Climate change scenario analysis	73
Managing the Environmental & Social Risks of Customers	77

ADDITIONAL DISCLOSURE

Information on employees	80
Information on Environmental Footprint	82
Greenhouse gas emissions	84
Other information	86
Awards related to the ESG	90
Transparent Reporting	91

ESG REPORTS & COMPLIANCE WITH INTERNATIONAL STANDARDS

UNEP FI-Principles for Responsible Banking Progress Report	93
Mongolian Stock Exchange ESG Report (GRI Standard)	101
Development Impact Assessment Report (JP Morgan DIA)	105
Disclosure of greenhouse gas (GHG) emissions calculation	108



Statement on Preparation of the Report

The 2025 Sustainability Report of Golomt Bank JSC (hereinafter referred to as the “Report”) aims to provide information on the processes and progress made by Golomt Bank JSC (hereinafter referred to as “Golomt Bank”, “the bank” or “we”) in the areas of Environment, Society, Governance (ESG) and green finance in 2025. It includes achievements in supporting the bank’s green and low-carbon initiatives and promoting green finance. Unless otherwise stated, this report covers the financial year from January 1 to December 31, 2025.

About this report:

This Sustainability Report is approved by the Chief Executive Officer and prepared in accordance with the following regulations, standards and guidelines.

Mongolian Stock Exchange, ESG Reporting Guideline (Issued in 2022)

UN Environmental Programme – Finance Initiative, Principles for Responsible Banking (issued in 2019)

Mongolian Sustainable Finance Principles (Issued in 2015)

The Task Force on Climate-related Financial Disclosures (TCFD) recommendations by the Financial Stability Board/ISSB (Issued in 2023)

Data Declaration

Data in the Report are primarily between January 1, 2025 to December 31, 2025. Unless otherwise stated, the amounts mentioned in the report are expressed in MNT.

Form of Publication

The Report is released online and is available on the Bank’s website. The Report is published in both English and Mongolian, whilst the Mongolian version shall prevail in the event of discrepancies between the two versions.

Contact us: sfd@golomtbank.com

Internal Audit Assurance

Internal Audit Division conducted an assurance on the implementation of the six Principles for Responsible Banking including but not limited to integrity of the information disclosed and calculation computed, and the reporting alignment with the guideline on Report on Principles for Responsible Banking as of December 31, 2024.

No major concerns, discrepancies, or issues requiring material changes or improvements were identified across the six Principles for Responsible Banking. Minor improvements were identified and promptly addressed through an ongoing feedback at the time of the assurance. Additional recommendations were provided to enhance the quality, data coverage, and to explore opportunities for automation. The implementation of the recommendations is being implemented as per the outlined plan 2025 and 2026, and is monitored through 2025 and 2026.

Completion date	Number of actions	Implementation progress
2025.06.30	4	Implementation has been completed and reported to the Internal Audit Division.
2026.04.15	3	Implementation has been completed and reported to the Internal Audit Division.
2026.06.30	4	Implementation is in progress.

CEO MESSAGE

At Golomt Bank, our purpose is to invest for a brighter future. Guided by our mission, we are committed to supporting Mongolia's development and contributing to the well-being of every citizen. Over the past 30 years, we have continuously listened to the needs of our customers, communities, partners, and shareholders, seeking opportunities to create lasting value. By embedding these insights across all levels of our business, we strive to lead our sector responsibly and deliver sustainable growth that benefits both society and future generations.

2025 was a pivotal year for Golomt Bank, as we strengthened our foundations and deepened our support for clients navigating an increasingly dynamic and complex environment. As we build on this momentum, innovation and collaboration across the Bank continue to shape how we deliver for our stakeholders. But long-term success is also rooted in the responsibility we share to help share a more sustainable future – for our clients, our people and the communities we are part of. Our efforts remain anchored in our ambition to position Golomt as a global benchmark in sustainability. We support clients as they transition to a low carbon economy, assessing climate related risk and opportunities across our business to create value for clients, shareholders and other stakeholders. Driven by our sustainability strategy, our support for the mitigation financing disbursements amounted to MNT1.1 trillion this year since 2019. To help our clients achieve their objectives we set our own goal to mobilize and scale up sustainable financing to account for 10% of our total loan portfolio by 2030, with 100% dedication toward supporting environmental transition. Our goal is helping us expand our support for many companies across all sectors, especially carbon intensive sectors.

In 2025, we made significant progress toward our scope 1 and 2 targets while continuing to enhance the accuracy and robustness of our emissions calculations on an annual basis. For scope 3, we remain committed to our lending sector decarbonization targets in key carbon intensive sectors and to further develop our approach to transition finance. Beyond increasing investment in activities with sustainability related objectives, we recognize that the transition also requires increased support for companies in carbon intensive sectors in executing their transition plans.



In this evolving macroeconomic and regulatory landscape, we help clients achieve their sustainability and impact objectives. The transition to a lower carbon economy, and the associated risks and opportunities, remains a priority for many clients – driven by their own ambitions, as well as by regulatory requirements. In parallel, sustainable investing continues to diversify into private markets. The transition to a lower carbon economy is reshaping industries and investment landscapes. We work closely with clients to help them understand these implications – from operational impacts to strategic opportunities – and we continue to develop the transparency tools and methodologies, as well as the insights that support informed decision-making. While we remain committed to achieving our climate goals, meaningful progress also requires action beyond our direct control, including progress across sectors, clear and forward-looking regulation, and greater alignment on requirements across markets.

At the same time, we continue to strengthen our climate risk management capabilities, including identifying, measuring, monitoring, managing and reporting climate related risks. Our bank wide sustainability and climate risk framework is underpinned by proprietary methodologies for transition and physical risk assessment and scenario analysis. In 2025, we built a robust foundation and integrated sustainability and climate risk considerations more deeply into our traditional financial and non-financial risk frameworks.

This report highlights the opportunities we see, and the risks we are helping our clients and others manage. It is one way that we deliver responsible growth, by helping to create opportunity, growth and prosperity, and to make possible a sustainable future for everyone.

I would like to thank our employees, our clients and our partners. In 2026, we will keep working to accelerate innovation and increase our positive impact on the communities we serve. This is how we help foster progress and sustainable growth across the country.



ODONBAATAR AMARZAYA
CHIEF EXECUTIVE OFFICER



SUSTAINABILITY HIGHLIGHTS

MNT 1.1 TLN

Between the third quarter of 2019 and the fourth quarter of 2025, a total of MNT 1.1 trillion in sustainable and green financing was provided, of which MNT 270 (2024: 308) billion was provided in 2025.

MNT 406 BLN

The green loan portfolio has reached MNT 406 (2024:265) billion. Hereby:

4.9% of the bank's total loan portfolio
17.4% of the market share

0.2 mln tCO2e

Emissions from own operation

0.7 mln tCO2e

Emissions from financing

1.5 mln tCO2e

Emissions from investment

2,800

Total number of employees



30%
man



70%
woman

AVAILABILITY
OF WATER



2030: 5%
2050: 10%

GREENHOUSE
GAS EMISSIONS



2030: 30%
2050: 50%



GREAT PLACE TO WORK

\$ 179 MLN

of sustainable and green funding secured
in 2025



Mongolia's first-ever **BLUE FINANCE**
transaction secured from IFC.



4,477
JOBS



MNT 205 BLN
VALUE ADDED

created through the
green financing



Best Sustainable Finance (ToC)
Bank of 2025



"Leading Organization" of the Mongolian
Sustainable Finance Association 2026



Water Ambassador Bank of 2025

SCOPE 1 (tCO2e)



Fuel:
2025: 234,961.16
2023: 231,794.22

SCOPE 2 (tCO2e)



Energy:
2025: 715.47
2023: 881.30



Heat:
2025: 296.74
2023: 278.52

SCOPE 3 OTHER (tCO2e)



Waste:
2025: 1,711.33
2023: 2,175.73



Business trip:
2025: 155.27
2023: 145.44



Employee commute:
2025: 148.36
2023: 185.56

SCOPE 3 FINANCED (tCO2e)



Financed:
2025: 662,926
2023: 447,590



Investment:
2025: 1,462,352
2023: 582,892

Compared to the 2023 base year.



- Scope 1
9.94%
- Scope 2
0.04%
- Scope 3 other
0.09%
- Scope 3 financed
28.05%
- Scope 3 investment
61.88%



2,020.48tCO2e
carbon sequestration
through Billion Tree
Fund



36.57tCO2e
carbon emission
prevention through
virtual card product

*Over the 2022-2025 period, 440,432.16 trees were planted in support of the national tree movement, contributing to the absorption of 2,020.48tCO2e.

*During the reporting period, Golomt Bank introduced 206,196 virtual cards to the market, leveraging its digital solutions. As a result, the Bank saved MNT 3.4 billion in plastic material costs and reduced carbon emissions by 36.57 tCO2e, thereby reinforcing its sustainable development objectives.

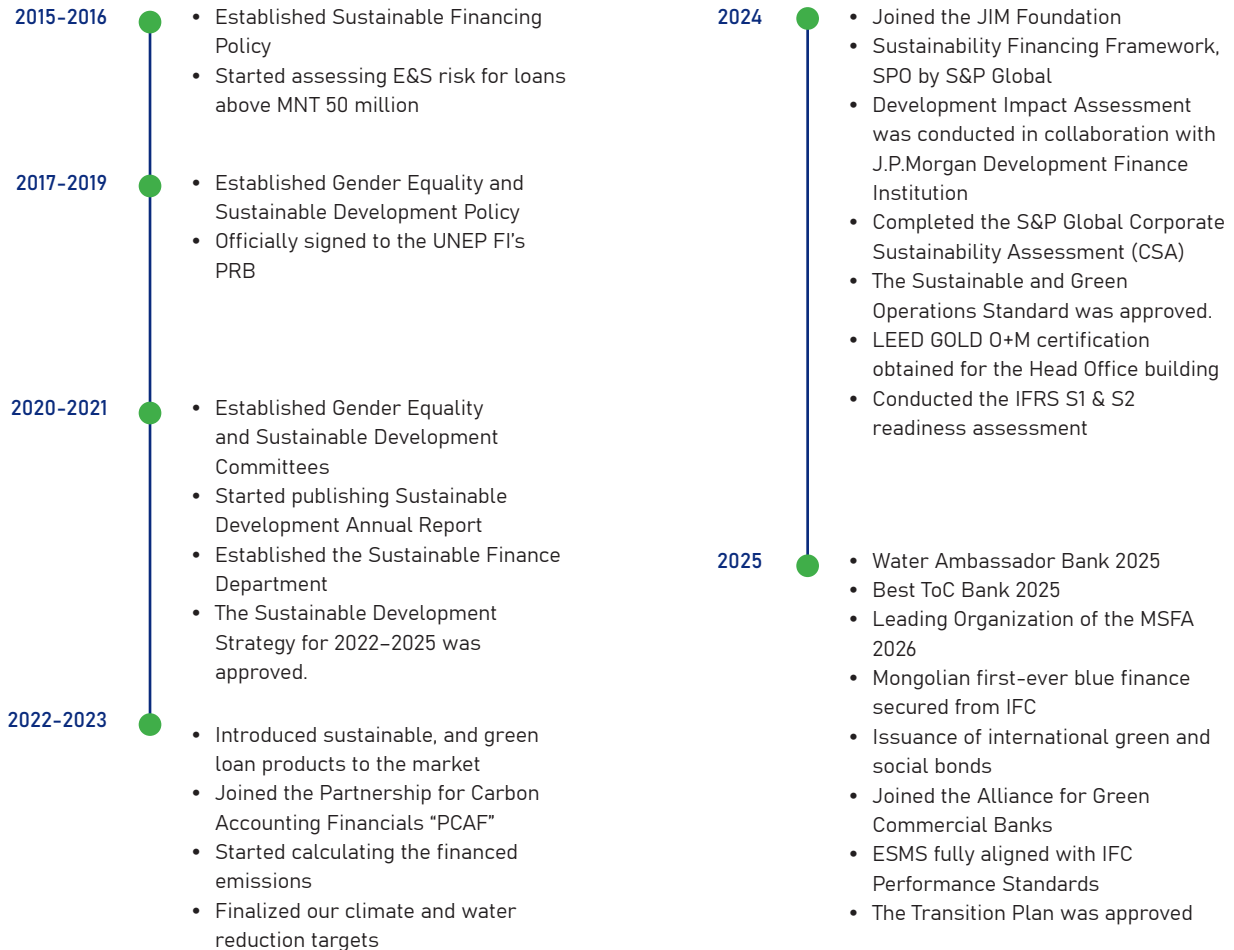
 **GOLOMT BANK**
Investing for a brighter future

WATER
AMBASSADOR
BANK

GOVERNANCE

SUSTAINABILITY TIMELINE

Climate change poses significant risks and opportunities for customers and the bank. The significant investment required in key market sectors to significantly reduce both national and global greenhouse gas emissions demonstrates the need and opportunity for Golomt Bank and its customers to transition to a green and sustainable economy. Therefore, Golomt Bank has a significant role and responsibility in the mitigation and adaptation to the impacts of climate change.



Golomt Bank strives to fully integrate the concept of sustainable development into its development strategy and make every effort to build a robust green finance system to contribute to the realization of Nationally Determined Contribution, the Paris Agreement and the protection of the environment and the society.



STRATEGIC GOAL #1

Sustainable Governance

Implement own and our clients' green and sustainable economic transition goals and plans

STRATEGIC GOAL #2

Sustainable Green Finance

Expand the scope of sustainable and green finance

STRATEGIC GOAL #3

Climate Risk Management

Manage the risks arising from climate change

STRATEGIC GOAL #4

Stakeholders' Engagement

Strengthen collaboration with stakeholders to achieve our goals and objectives

GOVERNANCE

Golomt bank remains firmly committed to the highest standards of corporate governance, recognizing that strong governance is fundamental to long-term financial resilience, stakeholder confidence, and sustainable value creation. During 2025, the Board maintained robust oversight of strategy, risk, internal controls, ethics, and ESG matters, ensuring that environmental, social, and governance considerations are integrated into decision-making and embedded across the bank's operations and culture.

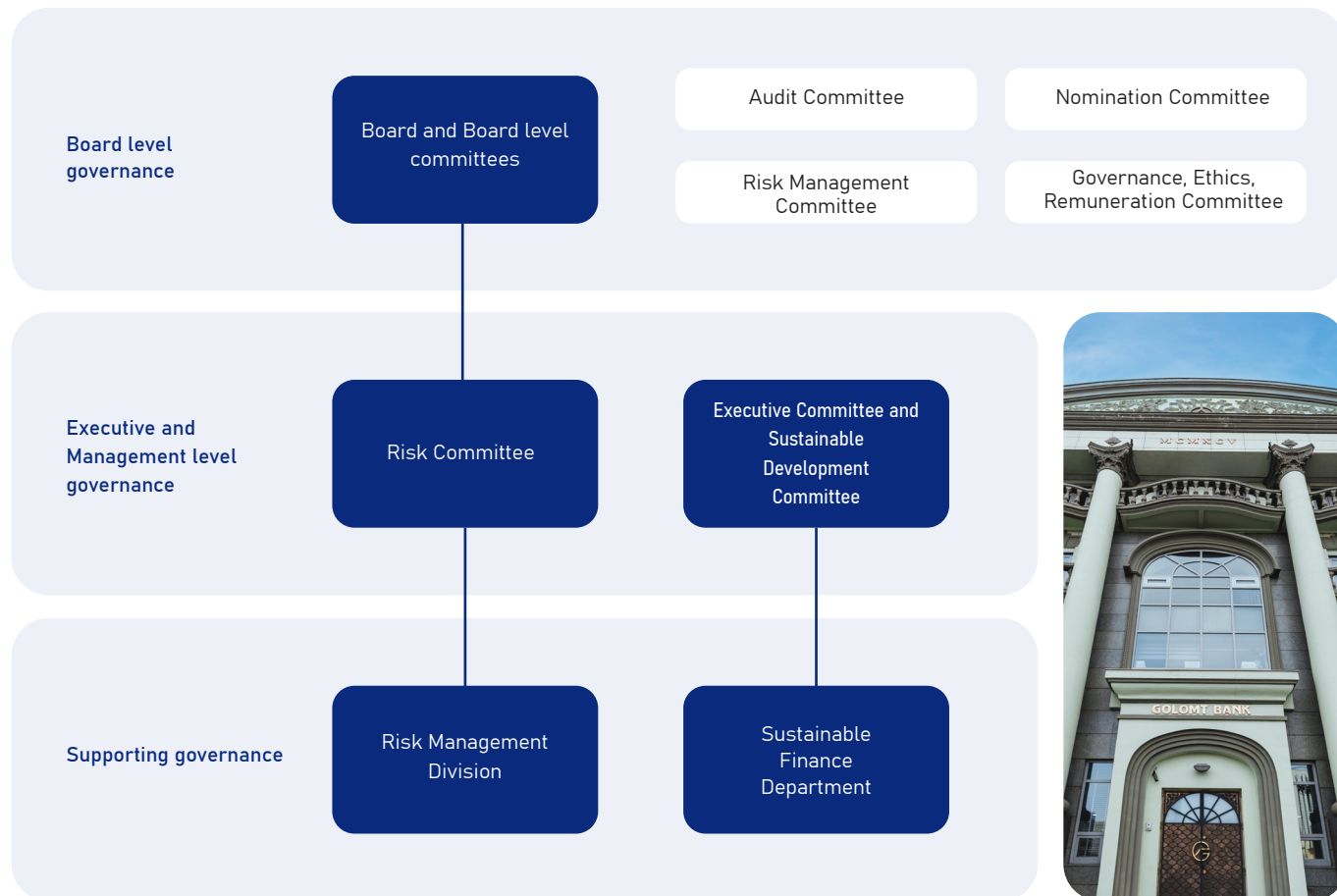
GOVERNANCE SYSTEM

Golomt bank's governance system complies with the banking law of Mongolia, the Company Law of Mongolia, and the relevant regulations issued by the Bank of Mongolia, the Financial Regulatory Commission, and the Mongolian Stock Exchange. In addition, the bank continuously strengthens its convenient governance system in accordance with the basic principles and best practices of international governance, documents and standards such as the OECD (Organisation for Economic Co-operation and Development) and the Basel framework.



GOVERNANCE

Overview of Golomt Bank JSC's Governance Structure for Sustainable Development and Climate Change Risk Management





GOVERNANCE

The Board of Directors (BoD), executive management, management team, and other relevant committees continue to strengthen the governance framework established to oversee and manage sustainability and climate change-related risks and opportunities.

In 2025, Golomt Bank incorporated a policy direction to consider “Sustainability and Climate Risk” within its Risk Management Framework and formally integrated it into its risk taxonomy, which was subsequently approved by the Board of Directors. As a result, the Bank has established the governance, principles, and management framework required to identify, assess, manage, monitor, and report sustainability and climate-related risks alongside traditional banking risks. This enables the Bank to create the conditions necessary for long-term sustainable operations, protect the interests of investors, customers, employees, and other stakeholders, and ensure compliance with the laws and regulations of Mongolia, as well as the requirements of the Bank of Mongolia and other relevant competent authorities.

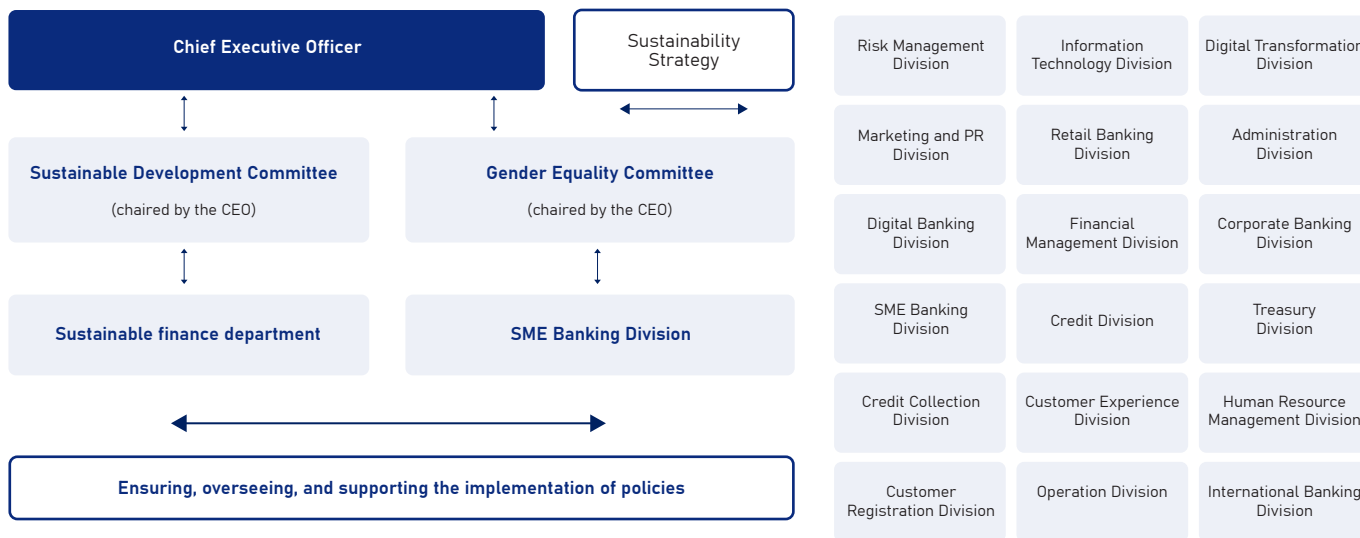
BOARD LEVEL GOVERNANCE

The Board of Directors is responsible for the Bank’s long-term sustainable operations and strategy, and its committees are working to establish a framework for monitoring and managing sustainability and climate change risks and opportunities while overseeing and guiding strategic decisions, and to include provisions in the committees’ mandates. Strategic direction on measuring and managing the financial and non-financial risks arising from sustainability and climate change and to reduce emissions related to the Bank’s own activities, including those associated with providing financial services to clients, in line with the Paris Agreement.

GOVERNANCE

EXECUTIVE AND MANAGEMENT LEVEL GOVERNANCE

Each member of the Management team is responsible for making strategic and business decisions within the scope of their unit's functions in line with the E&S goals and objectives of the Bank's strategy until 2050, and works through the Committees to obtain information, make decisions, and monitor. A separate structure is in place to ensure the implementation of the Bank's E&S strategy and to provide support to other units of the bank.



Link: [Executive Management team](#)

	Sustainable Development Committee	Gender Equality Committee	Sustainable finance department
Executive	Chief Executive Officer	Chief Executive Officer	Director
Members	Executive Management Team	Executive Management Team	3 managers, 3 E&S risk officers
Main role	Oversee the implementation of the Bank's sustainable financing and sustainable development strategies	Ensuring gender equality in banking products, services and internal operations	Ensure and guide the implementation of the Bank's sustainable development policy and strategy, ensure the implementation of international and national standards, assessing, monitoring, and mitigating clients' E&S risks, identify and verify green financing, and disseminate reports to multiple stakeholders
Meeting frequency	At least 2 times a year	At least 2 times a year	

The functions of identifying, monitoring and managing financial and non-financial risks arising from sustainability and climate change are jointly responsible for the "second line" Risk Management Division (with 100% responsibility), the International Banking Division's Sustainable Finance Department (20% responsibility), the Credit Division (with 60-100% responsibility depending on the functions of the department) and the Financial Management Division (100% responsibility). Within the scope of the functions of the "first line" units, they are responsible for monitoring how to manage climate change and environmental and social (E&S) risks, and for monitoring and limiting the amount of risk they face across the bank.



INCENTIVE STRUCTURE RELATED TO SUSTAINABILITY, SUSTAINABLE FINANCE, AND CLIMATE CHANGE

Golomt Bank integrates its sustainability, sustainable finance, and climate change risk-related goals and targets into employee and business unit performance evaluation and incentive frameworks, which are overseen by the Planning and Evaluation Department under the Financial Management Division.

HALF-YEAR INCENTIVE

Incentives are based on the assessment of the Bank's sustainable finance portfolio growth in Corporate, SME and retail segments for front line sales Divisions – Corporate Banking Division, SME Banking Division and Retail Banking Division. Furthermore, bank-wide indicators have been incorporated to support the reduction of greenhouse gas emissions arising from the Bank's own operations, financing, and investment activities, to ensure readiness for the implementation of IFRS S1 and S2 reporting standards, and to improve and automate the quality of the Bank's E&S data.

2025 E&S and climate change risk assessment indicators

KPI inclusion date	Performance metric	Weight	Threshold
2024H1	Establishment of a sustainable and green loan portfolio	Up to 6%	Implementation of targets and objectives set under sustainability and sustainable finance: <ul style="list-style-type: none"> • Target to increase the sustainable and green financing to 10% of the total portfolio • Bank-wide objective to align financing activities with the Paris Agreement and the United Nations Sustainable Development Goals (SDGs)
2025H2	Transitioning the Bank's own operations towards green practices (relevant management functions)	2%	Green transition in the Bank's own operations: <ul style="list-style-type: none"> • Energy efficiency in line with the Sustainable Development Policy • Water conservation in line with the Sustainable Development Policy • Increasing green procurement in line with the Sustainable and Green Operations Standard
2025H2	Strengthening climate change risk management (relevant units)	1%	<ul style="list-style-type: none"> • Ensuring implementation of IFRS S1 and S2
2025H2	Improving ESG data quality	1%	<ul style="list-style-type: none"> • Improving the quality of ESG-related data disclosed in the Bank's Sustainability Report

READINESS FOR THE IMPLEMENTATION OF THE BANK'S CLIMATE CHANGE RISK MANAGEMENT

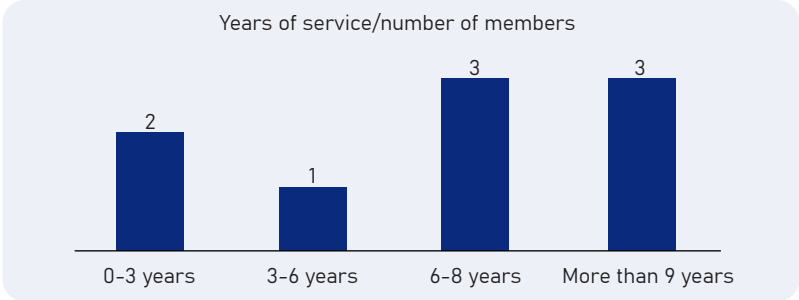
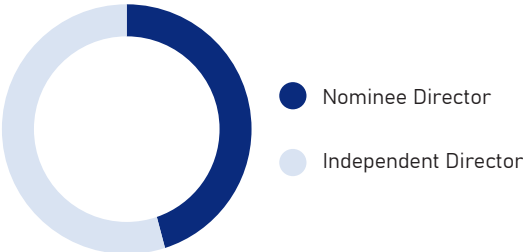
In 2025, sustainability and climate change-related metrics were incorporated into the approved Risk Appetite Statement. This enabled E&S risks to be assessed and defined at a strategic level, thereby strengthening the alignment and consistency of the risk management framework. It also established a foundation for aligning E&S indicators with strategic objectives and for their systematic implementation and monitoring.

During the reporting period, in accordance with the IFRS S1: General Requirements for Disclosure of Sustainability-related Financial Information and IFRS S2: Climate-related Disclosures implementation readiness plan, relevant units have ensured implementation and reported progress to the management committee on a quarterly basis. As of 31 December 2025, the implementation readiness stood at 90% for IFRS S1 and 91% for IFRS S2. The Bank aims to fully align its 2026 reporting with IFRS S1 and IFRS S2 standards.

THE BOARD OF DIRECTORS DIVERSITY


The Board of Directors (BoD) is responsible for the overall strategic direction, management and monitor of the bank. The Board has four standing committees: Audit Committee, Risk Management Committee, Governance, Ethics, and Remuneration Committee and Nomination Committee. As of December 31, 2025, the Board of Directors consists 5 independent and 4 non-executive members.

BOARD INDEPENDENCE



BOARD MEMBERS EXPERIENCE AND EXPERTISE

LEADERSHIP EXPERIENCE



BOARD OF DIRECTORS DIVERSITY

AREAS OF EXPERTISE

Investment management	3
Finance and/or audit	2
Risk, legal and/or compliance	2
Human resource, corporate culture	3
ESG	3
Government, regulatory, and/or academia	3
Economic science	4
Business administration	7
Mining	2
International Relations/International Economics	4
Sociology	1


Link: [Board of Directors](#)

For detailed information on governance and the activities of the Board of Directors, please refer to the Annual Report.

DOUBLE MATERIALITY ASSESSMENT

In 2025, the Bank conducted a double materiality assessment to identify key ESG and sustainability-related topics relevant to both the Bank and its stakeholders. Double materiality refers to issues that are most relevant to the Bank's business and stakeholders, have the potential to affect the Bank's financial position, and may, if not properly addressed, impact the Bank's sustainable growth over the short, medium, and long term.

STEPS OF THE DOUBLE MATERIALITY ASSESSMENT PROCESS

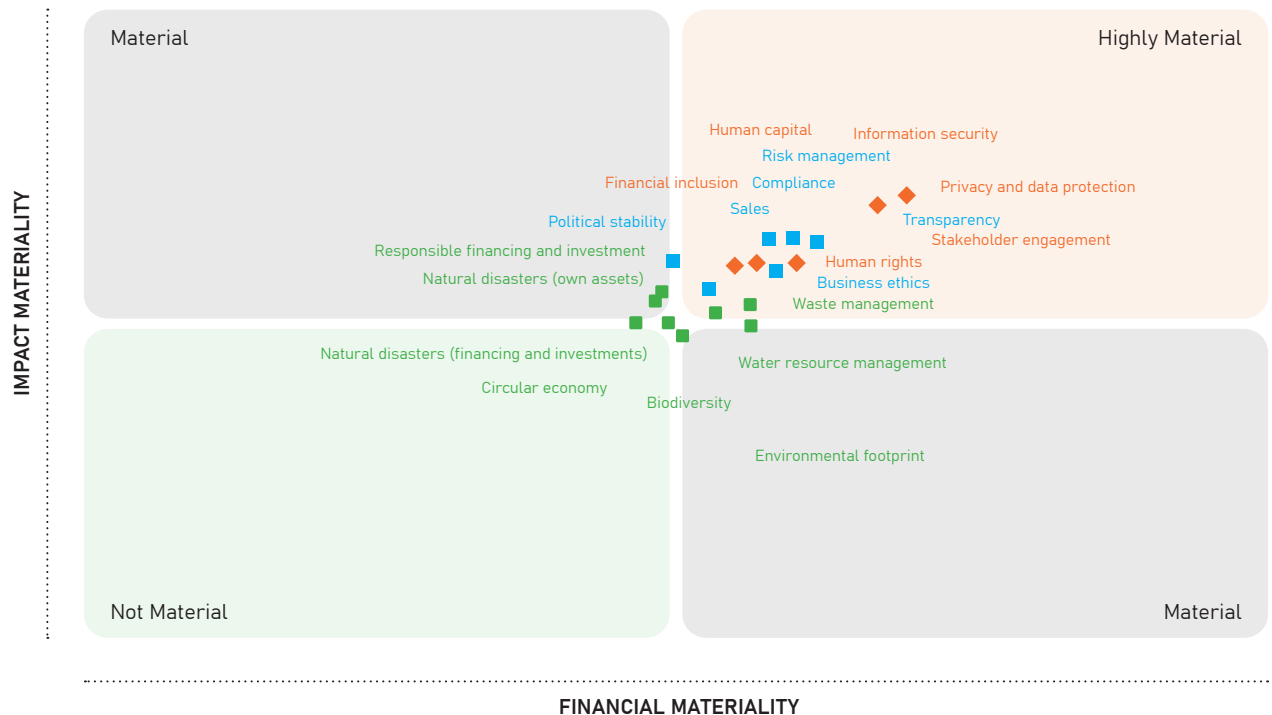


In identifying material topics, the Bank analyzed MSCI, SASB, and potential risks published annually by the World Economic Forum (Global Risks Report 2025), as well as benchmark indicators from domestic and international banks. Based on this analysis, a total of 20 ESG indicators were defined. A stakeholder survey was conducted covering both internal stakeholders (all employees and management team) and external stakeholders (customers, investors, and international and domestic organizations).



The results of the double materiality assessment were determined based on both financial materiality and impact materiality outcomes, with 14 indicators assessed as highly material. The results of the double materiality assessment were presented and approved at the Management Committee meeting held on 17 December 2025 and at the Sustainable Development Committee meeting held on 23 December 2025.

MATERIALITY ASSESSMENT



- ◆ Governance indicators
- Social indicators
- Environmental indicators

GOALS & TARGETS FOR 2030 & 2050

Golomt Bank is committed to aligning its financing and investment activities with the Paris Agreement, which aims to limit global warming to well below 2 degrees Celsius above pre-industrial levels, and to limiting it to 1.5 degrees Celsius. In this context, and in alignment with Mongolia's Nationally Determined Contribution (NDC) 2.0, the Bank formally approved in 2024 its ambitious targets to reduce greenhouse gas emissions from its total loan portfolio (financed emissions) and its own operations by 30% and 50%, respectively, by 2030 and 2050, and is actively working towards the implementation.

TARGET #1:

Reducing greenhouse gas emissions

TARGET #2:

Reducing negative impacts on water resources
Enhancing Sustainable Water Resource Management

2030 ↓ 30%

2030 ↓ 5%






GOLOMT BANK
Investing for a brighter future

WATER
AMBASSADOR
BANK

SUSTAINABLE, GREEN FINANCE

Banks have a two-way relationship with climate, whereby climate change has risk implications on the portfolio of banks and banks' lending affects the climate via the financing provided. Our climate strategy accounts for this two-way relationship by strengthening climate risk management capabilities and ensuring portfolio alignment with our climate targets. This opens up new opportunities for us to support and empower our clients to achieve their decarbonization targets and other sustainability goals by scaling up our sustainable and green business loan offerings.

SUSTAINABLE, GREEN LOAN PORTFOLIO



SOCIAL IMPACT

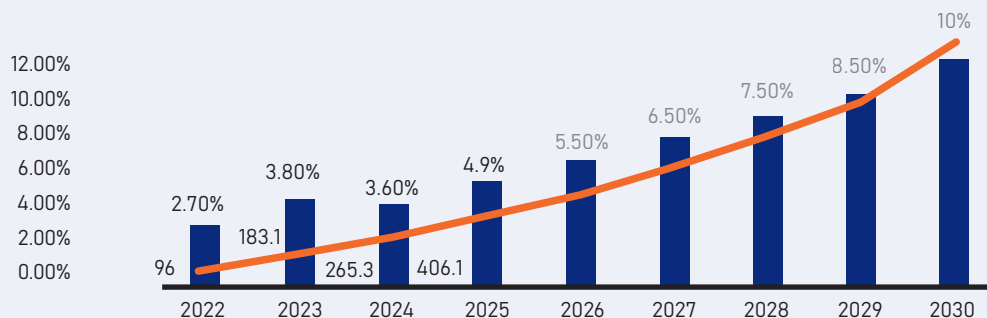


As of December 31, 2025, the bank's total green loan portfolio has created 4,477 jobs and generated MNT 205 billion value added in the form of savings, taxes, and wages, contributing to the Sustainable Development Goals. The calculation was made using the Joint Impact Model (JIM) tool.

SUSTAINABLE, GREEN LOAN PORTFOLIO

The Bank has set a target of 10 percent of its total loan portfolio to be green by 2030, and has provided a total of MNT 1.1 trillion in green financing over the past six years. Hereof, MNT 270 billion (2024: MNT 309 billion) in green financing was provided in 2025, and the green loan portfolio as of 31 December 2025 is at MNT 406 billion (2024: MNT 265 billion).

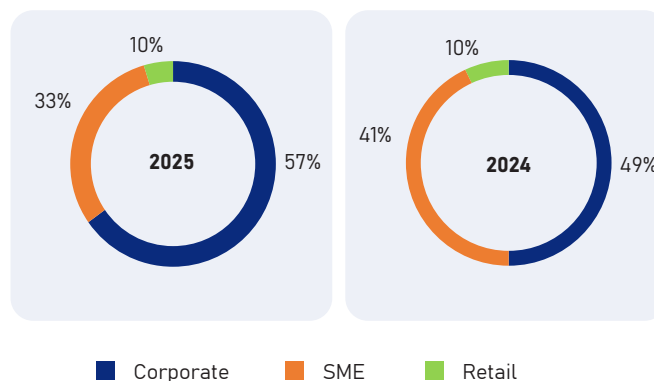
Green loan portfolio plan until 2030



Looking at the composition of the bank's green loan portfolio, financing energy efficient, sustainable agriculture, sustainable water & waste management accounts for 97.9%.

Taxonomy classification	2025 (%)	2024 (%)	2023 (%)
Renewable Energy	0.57	-	-
Low-carbon transportation	1.15	1.91	0.66
Energy saving	68.76	64.35	52.41
Green building	0.08	-	-
Low-pollution energy	-	0.11	0.41
Sustainable agriculture, forestry and ecotourism	24.21	21.92	41.89
Sustainable water and waste management	4.93	11.26	4.62
Pollution prevention and reduction	0.30	0.45	-

GREEN LOAN PORTFOLIO BY SEGMENT



1. ENERGY EFFICIENCY (2025: 68.76%)

Includes the following financing that has achieved a minimum of 20% energy efficiency. This includes:

- Construction of energy-efficient housing/services/office buildings,
- Purchase of energy-efficient equipment/household appliances,
- Purchase of energy-efficient housing/mortgage/commercial real-estate.

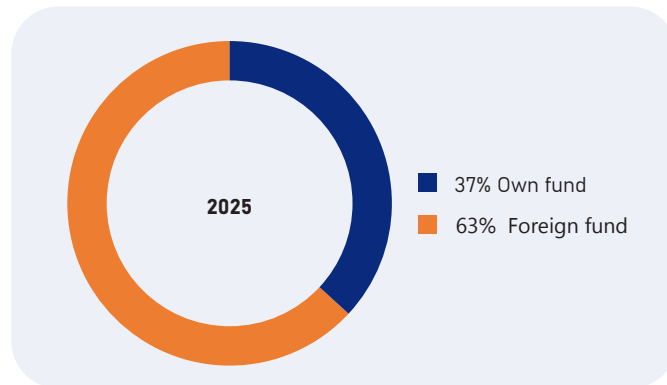
2. SUSTAINABLE AGRICULTURE, LAND USE, FORESTRY AND ECOTOURISM (2025: 24.21%)

Includes financing with sustainable supply chains and circular business models that meet the taxonomy and the framework criteria.

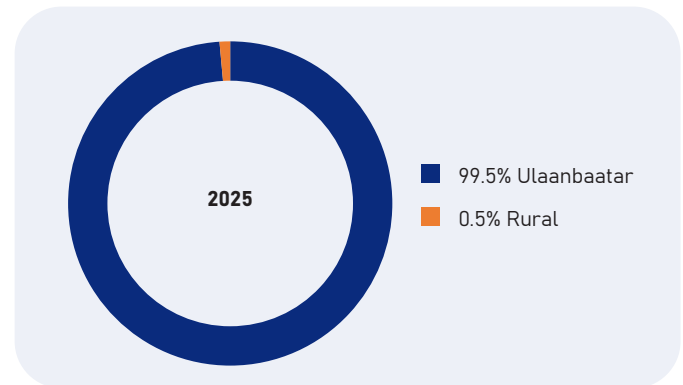
3. SUSTAINABLE WATER AND WASTE MANAGEMENT (2025: 4.93%)

- Includes funding for the purchase of equipment that will achieve at least 20% water savings,
- Initiatives to enhance clean water accessibility,
- Construction of flood control and water protection infrastructure,
- Development and construction of a wastewater treatment facility,
- Collection/transportation, storage, and recycling of hazardous and non-hazardous waste in accordance with state regulations and standards

By funding source (2025)



By location (2025)



SUSTAINABLE, GREEN LOAN PRODUCT

SUSTAINABLE, GREEN LOAN PRODUCT

Golomt Bank is offering the following products to the market and its customers as of 31 December, 2025.

BUSINESS LOAN:

	Interest rate (monthly)	Maximum amount	Term (months)
Sustainable and green business loans	1.3% - 1.6%	5-10 billion MNT	30-84
Interest Split Sustainable & Green Business Loan	1.3% - 1.6%	5-10 billion MNT	84
Loans to support women entrepreneurs	1.3% - 1.6%	WCL – up to 500 million MNT Investment Loan – up to 1 billion MNT	36

CONSUMER LOAN:

	Interest rate (monthly)	Maximum amount	Term (months)
Green housing loan	EDGE Certified: PIR+4%, EDGE Advanced & CARBON ZERO: PIR+2%	160-300 million MNT	120-240
Green car loan	1.3%-1.6%	Depends on the price of the product	30-96
Green consumer loans	1.3%-1.6%	20 million MNT	30
Energy efficient mortgage	1.3%-1.4%	Up to 80% of the benchmark price	240

NEW LOAN PRODUCT: ENERGY EFFICIENT MORTGAGE



Golomt bank expanded its portfolio of green products by introducing a new "Energy efficient mortgage" loan product in 2025, tailored to meet the evolving needs of our customers. This product enables customers to choose energy efficient housing when purchasing property, thereby promoting energy savings and contributing to greenhouse gas emissions reduction. Golomt Bank also partners with energy-efficient constructions.

IN 2025:



14

Partnership agreements with energy efficient housings and commercial buildings.



A total of
MNT 17 BILLION
was disbursed



80

customers were provided with green financing,



TRAINING

Golomt Bank actively encourages its clients to undertake a green transition by regularly organizing training sessions and events on sustainable and green finance. In 2025, the Bank delivered tailored, one-on-one green finance training to a total of 16 companies. In addition, through five events, it provided training to 88 companies, focusing on sustainable development and exploring opportunities to integrate green solutions into their businesses.

The Bank continues to support its clients' green transition by offering both financial and non financial solutions, working in partnership with them to move toward a low greenhouse gas emission and sustainable future.

SUSTAINABLE, GREEN FUNDING

SUSTAINABLE, GREEN FUNDING

In 2025, Golomt Bank successfully secured funding within the framework of its sustainable development policy, including green and blue financing aimed at climate change adaptation and mitigation.



\$ 179 MLN



SAISON
Investment Management

GREEN AND SOCIAL BOND ISSUED ON THE LUXEMBOURG STOCK EXCHANGE

USD 50 MLN

/Green and Social bond/

164 business entities
and individuals



/green financing/

33 business entities
and individuals



/social financing/

Golomt Bank issued a USD 50 million green and social bond in the international capital markets with an annual coupon rate of 8%, listed on the Luxembourg Stock Exchange. This bond represents the lowest-cost international bond issuance by a Mongolian corporate entity to date. The full proceeds of the green and social bond amounting to USD 50 million (approximately MNT 170 billion) were fully allocated in the first half of 2025 accordance with the Mongolian Green Taxonomy and Golomt Bank's Sustainable Financing Framework.

Through this financing, the Bank supported a cumulative total of **164 business entities and individuals**, including energy efficient housing, sustainable agriculture, sustainable water and waste management, and electric vehicles. In addition, a cumulative total of **33 business entities and individuals** were implemented to enhance access to healthcare and education. These efforts reflect Golomt bank's continued commitment to supporting its clients in advancing green and sustainable development initiatives.

FINANCIAL AND NON-FINANCIAL “BLUE” INITIATIVES

AVAILABILITY
OF WATER



2030: 5%
2050: 10%



BLUE FUNDING
SECURED IN 2025

\$ 32 MILLION

Golomt Bank has established medium- and long-term objectives to reduce the negative impacts of both its own operations and its clients' activities on water resources and management. To achieve these objectives and strengthen sustainable water resource management, the Bank continues to expand collaboration with relevant parties and take concrete actions.



Enhancing Sustainable Water
Resource Management



Access to clean water and
sanitation



FIRST BLUE FUNDING IN MONGOLIA

As part of a USD 160 million funding provided by the International Finance Corporation (IFC) to Golomt Bank, USD 24 million has been allocated to strengthen sustainable water resource management, promote environmentally sustainable development, and strengthen small and medium-sized enterprises (SMEs).

This funding represents IFC's first “blue” funding in Mongolia's financial sector, marking a significant and high-impact partnership. In addition, IFC will implement a technical assistance program in collaboration with Golomt Bank to introduce the principles, criteria, and features of blue financing to the domestic market.



WATER AMBASSADOR BANK

On the occasion of the World Water Day, Golomt Bank was designated as the “**Water ambassador bank**” for 2025 during “Blue Gold-2” National Forum organised under the auspices of the President of Mongolia.

In addition, Golomt Bank and the implementing agency of the Government of Mongolia, the Water Agency, renewed their Memorandum of Understanding, continuing their partnership for the second consecutive year.
















TECHNICAL ASSISTANCE

The Global Climate Partnership Fund (GCPF) has initiated the provision of technical assistance to Golomt Bank's manufacturing clients, focusing on the construction of pre-treatment facilities. Under this program, studies and recommendations on appropriate technologies and technical solutions for pre-treatment facilities (tailored to Mongolia's conditions and the specific characteristics of each business) are provided free of charge. This initiative aims to ensure that industrial wastewater is discharged into central wastewater treatment systems in compliance with required practices, and ultimately contribute to the protection of water resources by reducing negative impacts on rivers and soil.

OUR IMPACT

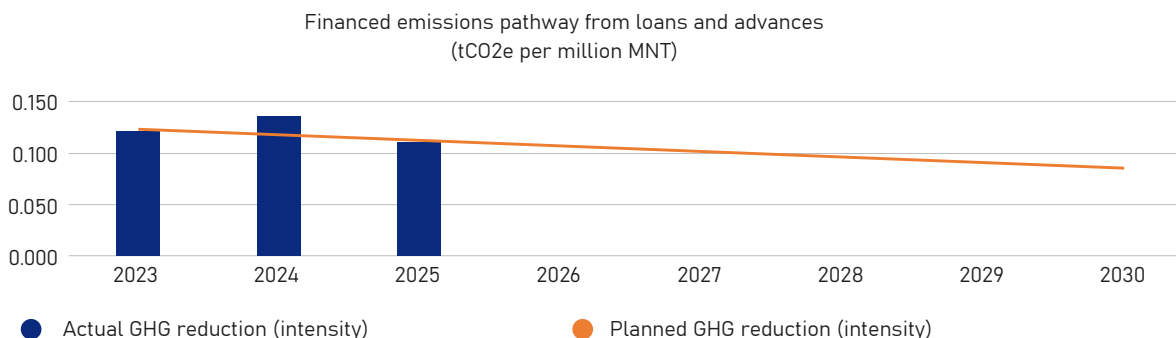
OUR IMPACT

Through our sustainable and green financing, we are working together with our clients to create positive environmental, social, and economic impacts. As of fourth quarter of 2025, a total of 279 loan accounts remain outstanding. Based on the measurement of the positive impacts of our sustainable and green financing, the following key financing activities are highlighted.

Client	Use of proceeds	Taxonomy classification	Financed amount	Positive impact	Related SDGs
Mon-Ireedui LLC	Procurement of DYTAN biochemical products from Germany's Trumpler Brand	6.1.1 Production, purchase and deployment of water saving, monitoring, storage and distribution technologies and systems	4 billion MNT	The client has operated a wastewater treatment facility since 2022 and utilizes DYTAN biochemical products from the Germany's Trumpler. As a result, water consumption required for production decreased by 28.22% in 2023 and 54.92% in 2024 , demonstrating significant improvements in water efficiency.	  
Etugen University	Construction of an Energy Efficient Primary School	3.3.1 Energy efficient building construction	30 billion MNT	A five-storey, two block school complex with a capacity of 1,100 students will be constructed in the southwestern part of Ulaanbaatar. The building is designed to achieve 31% energy savings . The project is expected to reduce greenhouse gas emissions by 307tCO2e annually .	  
Hydro Engineering LLC	Procurement of Fish Hatchery Laboratory Equipment	7.2.4 Conservation of biodiversity and ecosystems	500 million MNT	The project, located in Yeruu soum of Selenge province, will support the breeding of 400,000 - 500,000 endangered freshwater fish , contributing to biodiversity conservation and restoration of natural habitats.	 
KTK LLC	Working Capital Loan for Construction of Water Storage Facilities and Drainage Infrastructure under the "Erdenet Climate Resilience Project"	6.1.1 Production, purchase and deployment of water saving, monitoring, storage and distribution technologies and systems	2.5 billion MNT	Under the project, 12 km of flood protection dikes, 8 drainage networks, and 4 water reservoir systems will be constructed in Erdenet city, providing flood protection to surrounding communities and enhancing climate resilience.	  
Rara Avis Adventure LLC	Procurement of Solar Panels and Energy Systems	1.2.2 Small-scale distributed solar systems	1 billion MNT	To enhance the sustainability of tourist camps, solar panels and renewable energy sources for heating have been procured, along side the construction of bio-toilets and sanitation facilities. These efforts support the implementation of sustainable tourism management practices.	 

FINANCED GREENHOUSE GAS EMISSIONS

FINANCED EMISSIONS REDUCTION PATHWAY



The Bank is committed to reduce its financed emissions by 30% and 50% by 2030 and 2050 respectively from the 2023 baseline. The financed emissions reduction and increase is monitored on an intensity bases – tCO₂e per million MNT as we understand that the financed emissions in absolute terms will increase as our business along with the portfolio grows.

Total financed emissions intensity in 2025 decreased across all asset classes, resulting in an overall reduction of 8% compared to the 2023 base year. In terms of investments, however, sovereign debt intensity continues to increase. The Bank will periodically monitor its exposure to ensure effective management of the financed emissions.



PCAF asset classification	Data Quality Score (High Quality = 1 Low Quality = 5)		Emissions intensity (tCO ₂ e/mIn MNT)		
	2025	2025	2024	2023 (base year)	Comparison between 2023 base year and 2025
Business loan	3	0.14	0.17	0.16	-13%
Mortgage loan	4	0.04	0.04	0.05	-20%
Commercial real-estate loan	4	0.13	0.15	0.15	-13%
Motor vehicle loan	4	0.02	0.04	0.04	-50%
Project financing	-	-	0.07	0.23	-
Loans and advances to customers	3.35	0.11	0.13	0.12	-8%
Sovereign debt	1	0.43	0.39	0.39	10%
Listed equity & Corporate bonds	4	0.06	0.08	0.05	20%
Investments in the form of debt and equity	1.4	0.39	0.35	0.33	18%

FINANCED GREENHOUSE GAS EMISSIONS

Golomt Bank calculates its Scope 3 Category 15 financed emissions in accordance with the Partnership for Carbon Accounting Financials (PCAF) methodology. As of December 31, 2025, absolute greenhouse gas emissions from total financing amounted to 662,926 tCO2e (2023 base year: 447,590 tCO2e), and absolute greenhouse gas emissions from investment in bonds and equity amounted to 1,462,352 tCO2e (2023 base year: 582,892 tCO2e). The coverage for the financed emissions calculation amounts to 75% (2023 base year: 76%), where the remaining consumer loan portfolio was excluded as per the PCAF guidance. The business loan portfolio accounts for the majority of the total financed emissions amounting to 86% (2023 base year: 84%) of the bank's total financed emissions.



PCAF asset classification

Loans and advances to customers

	2025	2024	2023 (base year)
PCAF asset classification	Financed emissions (tCO2e)	Financed emissions (tCO2e)	Financed emissions (tCO2e)
 Business loan	570,493	646,390	377,452
 Mortgage loan	60,242	58,486	52,119
 Commercial real-estate loan	20,359	15,991	10,461
 Motor vehicle loan	11,832	6,902	5,223
 Project financing	-	736	2,334
Total	662,926	728,506	447,590

FINANCED GREENHOUSE GAS EMISSIONS

Investments in the form of debt and equity

PCAF asset classification	2025 Financed emissions (tCO2e)	2024 Financed emissions (tCO2e)	2023 (base year) Financed emissions (tCO2e)
 Sovereign debt	1,430,798	1,012,064	564,521
 Listed equity & Corporate bonds	31,554	32,765	18,371
Total	1,462,352	1,044,829	582,892

In 2024, the calculation of baseline greenhouse gas emissions was enhanced by incorporating corporate clients' debt and equity data in line with the PCAF methodology, along with the application of an attribution factor which resulted in restatement of the 2023 baseline data with the same methodology. Please refer to our Sustainable Development Report 2024 for more information.

Starting from 2024, the Bank has commenced to calculate its emissions from investment - including government debt, corporate bonds and equity. While the Bank has not set formal targets for reducing emissions from investment, it periodically monitors its exposure.

FINANCED GREENHOUSE GAS EMISSIONS

CARBON INTENSIVE SECTORS & REDUCTION PLAN

Total emissions from carbon intensive sectors amounts to 518,871tCO₂e (2023: 352,220 tCO₂e and 2024: 592,559 tCO₂e).



Agriculture

66,696 tCO₂e



Power distribution and transmission

30,367 tCO₂e



Mining

207,780 tCO₂e



Transportation & warehouse

6,038 tCO₂e



Manufacturing industry

88,184 tCO₂e



Construction & Real Estate

119,805 tCO₂e

Please refer to the Climate Change Risk Management section for detailed information.

FINANCED GREENHOUSE GAS EMISSIONS

Emission intensity comparison in carbon intensive sectors

Carbon intensive sector	2025			2024			2023 (base year)			Reduction 2025 vs 2023 [tCO2e/mln MNT]
	Outstanding [mln.MNT]	Financed Emissions [tCO2e]	Emission intensity [tCO2e/mln MNT]	Outstanding [mln.MNT]	Financed Emissions [tCO2e]	Emission intensity [tCO2e/mln MNT]	Outstanding [mln.MNT]	Financed Emissions [tCO2e]	Emission intensity [tCO2e/mln MNT]	
Agriculture	103,435	66,696	0.64	53,753	47,480	0.88	21,223	13,461	0.63	2%
Mining	588,888	207,780	0.35	638,524	330,156	0.52	321,181	163,074	0.51	-31%
Manufacturing industry	441,649	88,184	0.20	276,821	64,683	0.23	328,087	76,169	0.23	-13%
Power distribution and transmission	64,422	30,367	0.47	61,843	35,051	0.57	17,087	9,528	0.56	-16%
Construction	575,325	50,383	0.09	362,529	38,378	0.11	280,526	29,256	0.10	-10%
Transportation & warehouse	127,574	6,038	0.05	144,226	10,230	0.07	53,273	3,646	0.07	-29%
Real Estate	1,678,550	69,422	0.04	1,475,928	66,581	0.05	1,088,462	57,085	0.05	-20%
Total	3,579,843	518,871	0.14	3,013,624	592,559	0.20	2,109,838	352,220	0.17	-18%

FINANCED GREENHOUSE GAS EMISSIONS

Emission intensities across all high-emitting sectors decreased in 2025. Overall emission intensity fell from 0.17 (2023 base year) to 0.14 (2025), representing a 18% reduction.

The Bank has developed an internal "Transition Plan Implementation Guideline" outlining how it will engage with these high-emission sectors to support their green transition, in accordance with the methodologies of the Transition Plan Taskforce (TPT) and the Glasgow Financial Alliance for Net Zero (GFANZ) frameworks. Further details are provided in the Climate Change Risk section of this report.

In addition, Golomt Bank has, for the first time, established and implemented an internal carbon pricing mechanism to reduce financed emissions and manage climate transition risks across its loan and investment activities. This initiative enables the Bank to accelerate sustainable green financing, support clients' transition toward greener business models, and strengthen the management of transition-related climate risks. It also serves as a key lever to ensure progress toward reducing the Bank's financed emissions and achieving the Bank's sustainability objectives.

AVOIDED EMISSIONS

In January of 2025 Golomt Bank issued a USD 50 million green and social bond listed on the Luxembourg Stock Exchange (LuxSE) known for its diverse range of financial instruments and commitment to sustainable finance. The bond proceeds were fully allocated in line with the Mongolian Green Taxonomy and the Bank's Sustainable Financing Framework. Through this issuance, the Bank supported projects in energy efficiency, sustainable waste management, sustainable natural resource management, and clean transport. Investments in energy efficiency and clean transport contributed to avoided emissions, as presented below. Further details can be found in the [Bond Impact Report](#) available on the Bank's website.

Through green Bond portion, Golomt Bank was able to avoid 32,345 tCO₂e annually through financing provided to energy efficiency and electric vehicle.



Sector	Allocated amount (mln MNT) (tCO ₂ e per million MNT)	Annual avoided GHG emissions (tCO ₂ e)	GHG emission intensity (tCO ₂ e per million MNT)
Energy efficiency		1,606	0.02
Clean transportation	393	30,739	78.22
Total	75,212	32,345	0.43

As a side note, Golomt Bank is currently not taking into account the annual avoided emissions from the total financed emissions for the reporting year as we are currently working on the methodology on how to consider and disclose the impacts correctly against our set GHG emission reduction targets.



GOLOMT BANK
Investing for a brighter future

WATER
AMBASSADOR
BANK



SUSTAINABLE, GREEN OPERATION

GREENHOUSE GAS EMISSIONS FROM OUR OPERATIONS

2030

-30%

Golomt Bank is committed to reducing the environmental impact of its operations through the responsible and sustainable use of resources and reducing its carbon footprint. As part of this, we have adopted targets to reduce greenhouse gas emissions from our operations by 30% and 50% by 2030 and 2050, respectively.

CALCULATION OF GREENHOUSE GAS EMISSIONS

2023 Baseline Inventories:



Scope 1	Scope 2	Scope 3 (other)
Direct emissions	Indirect emissions	Indirect emissions
<ul style="list-style-type: none"> Fuel consumption from owned vehicles of Ulaanbaatar office 	Location based methodology <ul style="list-style-type: none"> Electricity consumption of total of 4 office buildings. /Head office, 2nd office, 3rd office, and Park Place / Heating consumption of total of 3 office buildings /Head office, 2nd office, and 3rd office/ 	<ul style="list-style-type: none"> Category 5: Waste: Includes recyclable and non-recyclable waste such as cardboard, plastic, glass, batteries, water use, and other waste streams. Category 6: Business travel: Includes domestic and international air travel. Category 7: Employee commuting: Based on employee commuting patterns, including transport type, distance (km), and weekly working days for travel between home and workplace.

Greenhouse Gas Protocol (GHG Protocol) standard and the recommendations of the Intergovernmental Panel on Climate Change (IPCC)

GREENHOUSE GAS EMISSIONS FROM OUR OPERATIONS

Since 2024, the Bank has been improving data quality and record-keeping. As a result, in addition to baseline year data, the Bank has conducted parallel internal calculations incorporating updated datasets for internal reporting purposes. Further details are available in the “Disclosures of GHG Emissions Calculation” section of this report.

THE BANK CATEGORIZES ITS GREENHOUSE GAS EMISSIONS FROM ITS OPERATIONS AS FOLLOWS:

	2025 /tCO ₂ e/	2024 /tCO ₂ e/	2023 / tCO ₂ e / Baseline
Scope 1	234,961.16	96,165.07	231,794.22
Petrol	99,505.54	62,654.13	123,395.10
Diesel	135,455.62	33,476.45	108,399.12
Refrigerator	-	0.41	-
Air conditioner	-	34.07	-
Scope 2 (location based)	1,012.21	4,909.61	1,159.82
Energy	715.47	2,627.67	881.30
Office	715.47	830.95	881.30
Branches	-	1,796.72	-
Heating	296.74	2,281.93	278.52
Office	296.74	667.56	278.52
Branches	-	1,614.37	-
Scope 3 (other)	2,014.95	2,447.88	2,506.73
C5: Waste	1,711.33	2,050.77	2,175.73
C6: Business trip	155.27	166.24	145.44
C7: Employee commute	148.36	230.87	185.56
TOTAL	237,988.32	103,522.55	235,460.77

GREENHOUSE GAS EMISSIONS FROM OUR OPERATIONS

SCOPE 1

- In 2025, the number of owned vehicles increased by 9% compared to previous year. In addition, higher diesel consumption was the main driver of increased fuel-related emissions.
- Emissions from Scope 1 account for the majority (99%) of total operational GHG emissions. Therefore, the Bank will focus on gradually reducing diesel fuel consumption and increasing the share of electric vehicles as part of its climate mitigation strategy.

SCOPE 2


- Electricity consumption in office buildings decreased by 18.8% compared to the base year in 2025.
- To further enhance energy efficiency, information and awareness on energy-saving practices is regularly communicated to employees through internal channels

SCOPE 3 (OTHERS)

- Emissions from waste decreased by 21% compared to the base year in 2025.
- A commuting survey was conducted to assess employees' travel patterns. Based on responses covering 86% of total employees, data such as transport type, travel distance (km), and working days per week were incorporated into the calculations.
- The results show a decline in the use of gasoline and diesel vehicles as well as public buses, while walking, cycling, and electric bicycles have increased. This indicates a shift toward more environmentally friendly commuting behavior. As a result, commuting-related emissions decreased by 20% compared to the base year.

Although total GHG emissions increased by 1% compared to the base year, Scope 2 and Scope 3 emissions collectively decreased by 17% compared to the base year. The Bank aims to continuously improve data quality and strengthen emission reduction measures on an annual basis.

PLAN TO REDUCE GREENHOUSE GAS EMISSIONS



REDUCING GHG EMISSIONS FROM OWN OPERATION

IN 2025, THE BANK IMPLEMENTED THE FOLLOWING INITIATIVES TO REDUCE GREENHOUSE GAS (GHG) EMISSIONS ARISING FROM ITS OWN OPERATIONS.

GREEN BUILDING LEED CERTIFICATION

In 2024, Golomt Bank successfully obtained the LEED O+M (Leadership in Energy and Environmental Design – Operations and Maintenance) “GOLD” level certification for its Head Office building, awarded by the U.S. Green Building Council. This achievement has contributed to annual reductions in both energy and water consumption, as well as the advancement of waste management practices.



The Bank is also working to obtain LEED certification for its newly constructed office building with total area of 36,618m². As a result, from 2027 onward, approximately 90% of Golomt Bank's owned office space is expected to be classified as green certified buildings.

INCREASED USE OF RENEWABLE ENERGY



In 2025, Golomt Bank expanded its use of renewable energy by installing 45 solar panels with a total capacity of 30kWh at new facility comprising Amgalan warehouse and archive buildings, with a total usable area of 2,756m². Based on calculations aligned with Mongolia's climatic conditions, the installed solar panels have the capacity to generate 49,908 kWh of electricity annually.

In addition, Bank continues to generate a portion of its electricity demand through the 1,080kW solar power system installed at its office building in 2022.

Going forward, the Bank plans to progressively introduce renewable energy solutions across its owned properties on a phased, annual basis.

COMPLIANCE WITH SUSTAINABLE AND GREEN PROCUREMENT STANDARDS.

In 2025, the Bank ensured compliance with its sustainable and green procurement standards by purchasing computers and IT equipment that meet internationally recognized energy efficiency certifications and environmental performance requirements, with low environmental impact. The procurement included:

 **160**
Laptops

 **377**
Processors

 **425**
Monitors

DEVELOPED AN ESG DATA COLLECTION AND REPORTING GUIDELINE

The Bank approved a new guideline in 2025 on the collection and reporting of data required for GHG calculations, as well as ESG and sustainability implementation metrics. This guideline defines how relevant quantitative and qualitative data are to be collected and reported from a total of 11 related business units. Each unit is now actively focused on improving data quality in line with the new requirements. Efforts are also underway to reduce manual ESG data recording by enabling system-based data capture and advancing automation initiatives.

DEVELOPED A GHG EMISSION CALCULATION GUIDELINE

An internal guideline for GHG emission calculation was also developed. With its approval, the Bank is now able to consistently and accurately calculate both operational and financed emissions using a standardized methodology.

REDUCING GHG EMISSIONS FROM OWN OPERATION

ENERGY

Target

Bank targets for 2030 and 2050 (2030:30%, 2050:50%)

Sustainable Development Policy

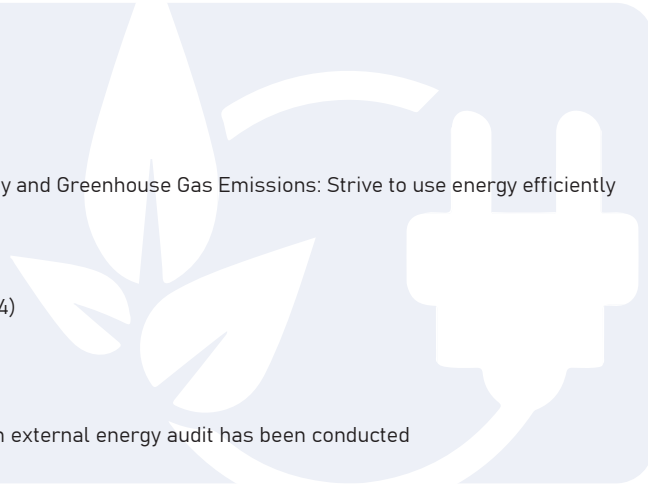
The Bank's internal operations policy includes a section titled "Energy and Greenhouse Gas Emissions: Strive to use energy efficiently and sustainably in its internal operations" (clause 3.6).

Sustainable Green Operation Standards

Energy-efficient lights, lamps, and electrical appliances (clauses 2,4)

LEED Gold Standard

Reduction of light pollution;
Energy efficiency management, etc. indicators have been met and an external energy audit has been conducted



WATER

Target

Bank targets for 2030 and 2050 (2030:5%, 2050: 10%)

LEED Gold Standard

Rainwater management;
Water consumption indicators were met.

Procurement Procedures (2023)

2.3.7.1 The carpet cleaning process should be carried out in a well-ventilated, unoccupied environment, using low-toxic cleaning substance and using minimal water.



REDUCING GHG EMISSIONS FROM OWN OPERATION

WASTE

Sustainable Development Policy

The Bank's internal policy chapter states: "Waste Management: Aim to reduce the organization's impact on air, water, and land;" (clause 3.6.2.3)

Recyclable Waste

GB sorts waste in all its offices and branches and transports recyclable waste. /glass, cans, paper/ /transportation of hazardous waste/ /storage, recycling, and disposal of hazardous waste/ ***processors, PCs, monitors, batteries, household electrical appliances, phones, printers, battery packs, chargers, etc.

Increase the amount of recyclable waste by 30% by 2030

LEED Gold Standard

Waste management indicators were met and an external waste audit was conducted.

PROCUREMENT

Procurement Procedures (2023)

National manufacturing
Environment

Sustainable Green Operation Standards (2024)

Sustainable & Green Procurement Standards

Vehicles, furniture, equipment, printers, cash registers, stationery, printed matter, and sanitary items (clause 1.2.1)

Related to the establishment of new branches, such as real estate, major repairs, current repairs, interior design, etc. (clause 1.2.2)

Networks and infrastructure related to the ITD (clause 1.2.3)

EMPLOYEE ENGAGEMENT


"GREEN CHAMPION" program

99 GREEN CHAMPIONS



The Green Champion Program was launched in 2024 and is being implemented among employees of Golomt Bank. The program aims to support the Bank's sustainability objectives by fostering green habits among employees, promoting awareness and knowledge of sustainable finance and development, and encouraging new initiatives that contribute to sustainability. In 2025, the program engaged a total of 99 Green Champions representing both branch and office units.

IN THE FIRST HALF OF THE YEAR:



Under the theme "Green Office", the following activities were implemented.

- Waste recycling training delivered by the "Ungu nemye" NGO
- Indoor plant care training and workshop conducted by "Oim Green Studio"

These initiatives helped promote green workplace practices and encourage sustainable behaviors across the organization.

IN THE SECOND HALF OF THE YEAR:

A 30-day campaign titled "Eco Kilometer" was organized among Green Champions to promote healthy lifestyles and reduce greenhouse gas emissions from transport. As a result:

146 employees actively participated



A total of 1.3 million steps, equivalent to 1,012 km, were recorded



Approximately 202 kg CO₂e emissions were avoided.

Green Champions continue to play a key role in their respective units by encouraging proper waste segregation, waste reduction, and efficient use of energy and water, thereby contributing to the Bank's overall reduction in resource consumption and environmental impact.



BEST PRACTICES OF ESG IMPLEMENTATION:

Best Practice 1:

The Digital Transformation Division was recognized as the best ESG implementing unit in 2025 for its proactive monthly sustainability initiatives. The following initiatives were implemented to encourage sustainable practices among others:



- Organized a division-wide sustainable development initiative competition, selecting and successfully implemented ideas among 15 initiatives.
- Under the “Green Transport” campaign, employees collectively walked a total of 403 km, preventing approximately 81 kg CO₂e emissions.
- Established practices for waste segregation and recycling, including proper disposal of recyclable materials such as plastic bottles, cans, and glass.
- An exchange corner has been set up and organized a “From unused items to those in need” campaign.

Best Practice 2:

For all in-person training sessions organized by the Bank, single-use items were fully eliminated. Employees now either bring their own reusable cups or use sterilized reusable alternatives provided during training sessions. This initiative has significantly reduced plastic waste while reinforcing sustainable habits among employees.





GOLOMT BANK
Investing for a brighter future

WATER
AMBASSADOR
BANK.

SOCIAL

Bagi Max

HUMAN RESOURCES - NON-DISCRIMINATION, EQUAL RIGHTS, PARTICIPATION

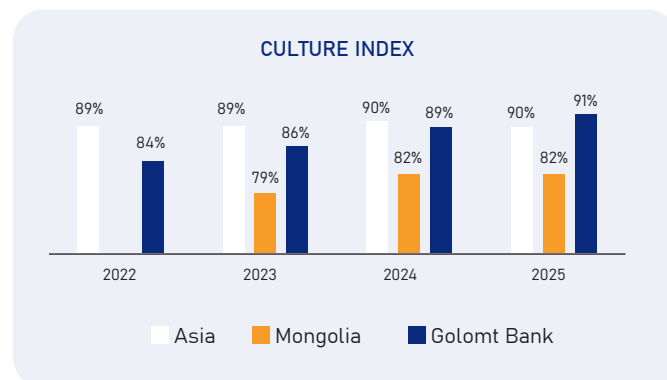
Golomt Bank's sustainability agenda has become a major focus for investors, clients, employees, and the media and as such sustainability agenda has become one of the core business strategies. While there are issues directly related to the environment, such as the Nationally Determined Contribution (NDC) and climate change, many social concerns, including employment, are also taken into account. Golomt Bank believes that conducting diverse, equitable, inclusive, non-discriminatory, and human right based activities is essential for building a bank's human resources. Bank is working to incorporate gender equality, financial inclusion, ESG, SDGs, and human rights issues into its policies, procedures, and other documents, and is working to improve them.

HUMAN RESOURCES - NON-DISCRIMINATION, EQUAL RIGHTS, PARTICIPATION

Golomt Bank is contributing to the long-term and sustainable growth of the bank by continuously developing employee career and creating a system that is friendly to each employee and full of opportunities for learning, development, and self-challenge.

TOTAL NUMBER OF EMPLOYEE 2,800	NEW EMPLOYEES 440 гаруй 46% New graduate	TOTAL EMPLOYEES' UNDER 35 YEARS COMPRISED 71%	OUT OF TOTAL EMPLOYEES 28% WAS PROMOTED
EMPLOYEE GENDER RATIO Male: 30% Female: 70%	MANAGEMENT TEAM Male: 58% Female: 42%	GPTW 91%	EMPLOYEE PERFORMANCE INDEX 91%
EMPLOYEE SKILLS INDEX 92%	EMPLOYEE SATISFACTION 92%	JOB STABILITY 5.7 years	TRAINING TIME PER EMPLOYEE 9 days

Golomt Bank has been recognized as a "Great Place to Work" for the fourth consecutive year by the "Great Place to Work Institute," an internationally recognized organization that conducts research and provides consulting services to create a "trust-based, high-performance organizational culture."



EMPLOYEE COMPENSATION

EMPLOYEE COMPENSATION

Learning & Development



Through Golomt Academy, domestic trainers have prepared over 150 online courses and content, with a cumulative total of 82,000 accesses to training by employees.

Paid Leave



Employees receive paid leave for their own birthdays as well as for their children's birthdays. A total of 61 employees have utilized the 10-day paternity leave.

Maternity benefit



Total of 66 employees worked for reduced hours.

Pension Fund



Golomt bank provide it's employees with the opportunity to create long-term savings through the "Pension Fund".

Clubs



Opportunities are open to join or create clubs, participating in sports and cultural events, and attending classes.

Sport events



A total of 132 employees of Golomt Bank climbed the 85km "Asralt Khairkhan" mountain in the Golomt Bank adventure sports and hiking trip. The "Golomt Bank Sports Festival" is held in spring and autumn and 1,230 employees participated

Forest Camp



In the summer, bank implement the "Forest Camp" for our employees relax with their families in the fresh air. In 2025, 172 employees and their families vacationed in 82 houses.

Doctor



A total of 1,282 employees visited the bank's doctor for preventive and initial medical examinations. A total of 480 employees participated in the spring and autumn health campaigns.

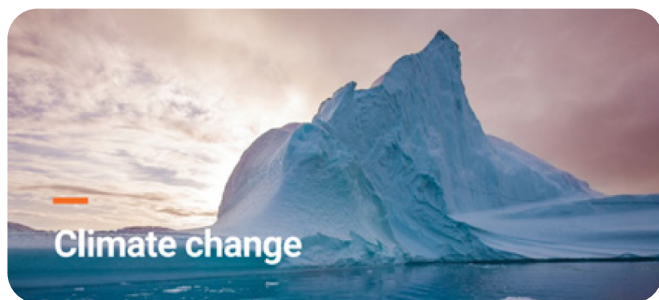
ONE BIG FAMILY

During the celebratory event marking the 30th anniversary of Golomt Bank, an institution that has established a strong legacy and notable achievements in Mongolia's banking sector, employees who have demonstrated outstanding dedication and leadership were honored with state orders and medals, as well as awards from the banking and financial industry. In addition, a company-wide event titled "One Big Family" was held at SocialPay Park, where employees came together with their families, creating a memorable and meaningful occasion.



EXPANDING THE GOLOMT BANK'S ESG SCOPE


Golomt Bank has been formally committed to implementing the revised 2030 Vision within the framework of the UNEP FI Principles for Responsible Banking in October 2024¹. These include:



Achieving net zero or climate-resilient economic development within the framework of the Paris Agreement and SDG13



To achieve the UN principle of "Leave No One Behind", increase financial inclusion within the framework of SDGs 1, 5, 8, and 10



Protecting biodiversity within the framework of the Kunming-Montreal Global Biodiversity Framework and SDGs 14 and 15



Protecting human rights within the framework of the UN Guiding Principles on Business and Human Rights

¹Source: https://www.unepfi.org/wordpress/wp-content/uploads/2024/10/PRB_Leading-the-Way-to-a-Sustainable-Future.pdf

RESPECTING HUMAN RIGHTS



Customers, governments, and civil society organizations continue to demand that any business activity be environmentally and socially sustainable and ethical. Golomt Bank has been implementing a phased approach to changing attitudes by encouraging all employees to protect and respect human rights in the context of business fairness, human rights, ethics, the environment, and labor rights. Therefore, in line with the implementation of the UNEP Principles for Responsible Banking RESPECTING HUMAN RIGHTS, the Human Rights clause has been revised and reflected in bank's Sustainable Development Policy in more detail.



HUMAN RIGHTS POLICY

The Bank is committed to safeguarding human rights in all its internal and business activities and to adhering to the UN Guiding Principles on Business and Human Rights, the 8 core conventions of the International Labor Organization, and other international and national human rights and labor-related standards and principles, as reflected in bank's Sustainable Development Policy. The Sustainable Development Policy was revised in the second half of 2024 and was enriched with provisions related to human rights.

HUMAN RIGHTS DUE DILIGENCE (HRDD)

In the second half of 2025, the Bank conducted its first "Human Rights Due Diligence" to identify potential human rights risks for all employees as an employer. In doing so, bank used the UN Guiding Principles on Business and Human Rights and the UNEP Financial Initiative's recommendations for Financial Institutions Human Rights Toolkit.

- A new human rights risk matrix was developed to determine the impact and likelihood of human rights risk assessments.
- The results of the Great Place to Work survey 2022-2025, in which all employees participated, were used to ensure employee participation. The Great Place to Work Trust Index consists of 5 core indicators: Credibility, Respect, Fairness, Pride, and Camaraderie, and the survey consists of 60 questions with international standards to determine these indicators.
- Grievance measures were determined for high and very high risks identified as a result of the risk analysis.
- In the future, bank will continue to work to improve the methodology and grievance mechanism. In the coming years, the bank will begin to identify potential human rights risks for customers as a financier.

RESPECTING HUMAN RIGHTS

GRIEVANCE MECHANISM

- The bank implements several channels for reporting human rights violations and misconduct, and the confidentiality of information and whistleblowers is fully protected. Within this framework, the whistleblowing instructions have been digitized and made publicly available to employees.
- A mechanism for resolving suggestions and complaints is in place through the bank's internal policies, instructions, and procedures, such as the Whistleblowing Instructions, the Instructions for Handling Employee Requests and Complaints, and the Standards for Protecting Personal Data.
- All employees participate in "Human Rights" and "Gender Training" through the "Golomt Academy" every year.



In 2025, the Global Gender-Smart Foundation (GGSF) organized a management-level training course on "Gender Inclusive Leadership" in collaboration with an international advisory team. The training was attended by 34 senior-level employees of Golomt Bank, who improved their capacity to foster gender equality, diversity, equity, and inclusion (DEI) at the organizational level and developed a shared understanding and approach to creating leadership standards that support equality throughout the organization.



POSITIVE IMPACT ON SOCIETY THROUGH PRODUCTS & SERVICES

FINANCIAL INCLUSION

Golomt Bank believes that providing timely and accessible services to all segments of society is a key driver for achieving the Sustainable Development Goals. We are committed to providing more segments of society with access to beneficial, financial products and services that meet their needs, in a responsible and sustainable manner. In 2025, developed and approved a new "Guidelines for Collecting and Reporting Financial Inclusion Data" for internal use.

YOUTH PROGRAM

- In order to provide financial access to students and youth, a total of 119 secondary schools and universities organized "Financial Literacy" training courses and an event to introduce the "Color card" and "SocialPay junior" application for students.



- To educate the children's saving habits from an early age and to promote the benefits of saving, Golomt Bank provided savings vouchers worth 100,000₮ to a total of 22,000 children entering first grade in the rural area and Ulaanbaatar city. As a result of the campaign, a total of 2,156 children opened new "Golden Key" children's savings accounts.




- Implemented the GenZ Loyalty incentive program to turn youth into future customers of Golomt Bank and provide innovative banking services. During the reporting period, more than 270,000 customers age between 0-22 participated in the program, 110 customers became lottery winners, and single super winner was rewarded with a trip to Hong Kong for a couple and a voucher to watch the "Mama Awards 2025" music festival.

PRODUCT & SERVICES FOR YOUTH

THE COLOR CARD

We offer the easiest-to-use, colorfully designed card for Youth, between 7-22 age, aimed at providing financial education to youth from an early age.




SKATE CARD



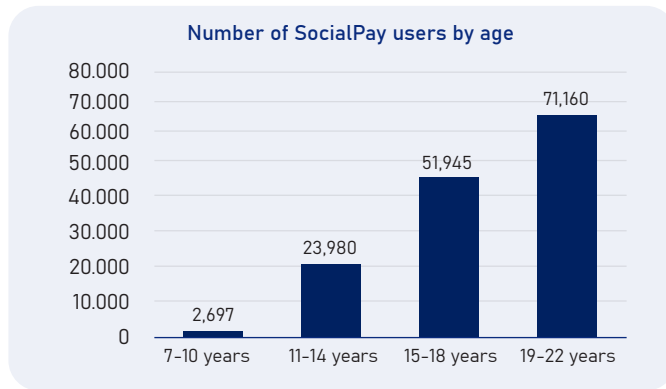
Mongolia's first wearable card, the "Skate" card, for Youth between 7-22 age with remote reading technology, has been introduced. The "Skate" card is different from a regular payment card. It is a "skateboard" model with bank card information embedded in it, and is a payment instrument that can be read on all types of POS devices using NFC technology and used to make online purchases.

SOCIALPAY JUNIOR APP

The SocialPay Junior app, for age between 7-18, allows children to use QR codes to pay bills, make transfers, send and receive money, order movie and concert tickets, and purchase mobile credit and data, it is a smart all in one app. The SocialPay Junior app helps children to manage their finances, track their income and expenses, and learn about financial literacy.



NUMBER OF YOUTH'S USING THE SOCIALPAY APP BY AGE



DIGITAL TRANSITION

Digital transition offers banks the opportunity to reduce operational and transaction costs, increase financial inclusion, and meet the needs of the financial sector and underserved groups such as women, children, herders, people living in remote areas, and micro, small, and medium-sized enterprises. Products and services continue to be delivered through branches and kiosks to citizens who cannot access electronic services using smartphones.

Digital Transition	2025 /change %/	2024 /change %/	2023 /change %/
Number of users of digital channels	+11.3%	+12.6%	+16.4%
Number of active users on digital channels	+17.3%	+11.3%	+17.1%
Number of transactions made through digital channels	+9.4%	+21.7%	+38.6%
Number of Social Pay users	+29.9%	+35.1%	+37.2%
Number of transactions made through Social Pay	+49.1%	+65.5%	+121.4%

SMALL & MEDIUM ENTERPRISES

ENHANCING THE COMPETITIVENESS OF SMALL & MEDIUM ENTERPRISES

Golomt Bank has been supporting small and medium-sized enterprises, the backbone of Mongolia's economy, by providing financial support to women entrepreneurs, who account for 37% of all entrepreneurs and 73% of small and medium-sized enterprises, and by continuously providing products and services that enhance their business environment and practical support.

LOANS GRANTED TO SME INCREASED BY 27%	LOANS TO SUPPORT BUSINESS WOMEN INCREASED BY 28%	THE NUMBER OF COMPANIES COVERED BY THE MENTORSHIP PROGRAM HAS INCREASED BY 100
WOMEN OWNED TRADEMARK		
Granted to 100 SME	24 organizations have placed their labels	The official website www.womenowned.mn has been launched
In 2025, training and development programs reached 1,000 women entrepreneurs.		



In partnership with the European Bank for Reconstruction and Development, a long-term financing agreement worth \$20 million has been signed to increase access to finance for women entrepreneurs and young entrepreneurs.

Golomt bank is attracting resources, improving loan products and services, and providing the necessary financing to meet the financial needs of entrepreneurs.

Golomt Bank has signed a memorandum of understanding with the "Equal Access Trust for People with Disabilities" NGO to empower and provide financial education to entrepreneurs with disabilities. The partnership will support people with disabilities, include them in bank events and projects, and offer them preferential financial products.




In 2025, Golomt bank awarded as a Best Bank for SME's from Euromoney.



POSITIVE IMPACT ON SOCIETY WITHIN THE SCOPE OF SOCIAL RESPONSIBILITY

As of 2025, the following projects and programs have been supported:

REDUCE AIR POLLUTION IN THE CAPITAL PROJECT



In alignment with its "Sustainable Development Policy," Golomt Bank has partnered with the Chingeltei District Governor's Office to tackle the significant issue of air pollution in the capital. As part of this initiative, Eco Square Energy LLC's "Air to heat pump" systems were installed in 300 households located in areas with severe air pollution within the district. Golomt Bank provided the necessary funding for the project, making a tangible impact on reducing air pollution. This equipment uses one-third of the energy required by electric heating and offers a technological solution capable of heating a 30-40 square meter house using outdoor air during winter and cooling it in summer. By installing this device, households can eliminate the use of refined fuels, coal, and wood, thereby reducing carbon dioxide emissions



300 households

"Air to heat pump"

HEART REMEMBERS PROJECT

A major project in which Golomt Bank is contributing to the protection of children's health is the "Heart Remembers" project, implemented in collaboration with the "Bundan" NGO. Since 2020, working as an official partner of the project and has consistently provided financial and other support through the "Golden Key" Children's Fund of Golomt Bank, providing a total of MNT 540 million. As a result, 35 children have been given the gift of life to date.



35
children life

₮ 540 MLN
financial support



SOCIAL RESPONSIBILITY

THE GENESIS OF HERITAGE & CULTURE

Golomt Bank has been collaborating with the Institute of Archaeology of the Academy of Sciences for the consecutive of 4 years since 2022, initiating the “Genesis of Heritage & Culture” project to implement and support archaeological projects to promote cultural heritage in Mongolia, to deepen its conservation and protection, support research and development, and to promote cultural heritage to the world.

Currently, the project’s sub-project, the archaeological research of the “Inget Tolgoi” monument, is continuing in depth, and it has become a historical and archaeological find that is attracting attention not only in Mongolia but also internationally.

Archaeological finds are inextricably linked to the history, heritage, customs, and religion of Mongolia, and the implementation of the “Genesis of Heritage & Culture” project is important to preserve accurate and realistic information for future generations and further promote it to the world.



“AI FOR WOMEN 100×100” PROGRAM

Golomt bank partnered with AI Academy Asia in 2025 to increase women’s leadership in IT and introduce technological advancements to the education sector. Aiming to equally include students from remote provinces and districts, the program involved 100 teachers and 100 students age between 13–18 from general education schools in 21 provinces and 9 districts of Mongolia, and over two months of intensive training, covering topics such as the basics of artificial intelligence, Python programming, data processing methods, language modeling, machine learning, Vibe coding, and AI ethics. At the end of the program, participants presented their “Capstone” or AI-based projects, and the best project teams were awarded.



PROJECTS

“BILLION TREES” NATIONAL MOVEMENT

Golomt Bank is working to accelerate the green recovery of the “Billion Trees” National Movement, which aims to plant and protect billions of trees across Mongolia by 2030, increase forest cover to 9%, and mitigate climate change. In 2025, Golomt bank supported the “Billion Trees” National Movement Support Fund through interbank payment transactions, contributing **MNT 1.2 BILLION TO THE FUND.**



“GOLDEN KEY” CHILDREN’S TERM DEPOSIT

In order to educate the children saving habits from an early age and to promote the benefits of saving, Golomt Bank provided savings vouchers worth 100,000₮ to a total of 22,000 children entering first grade in the rural area and Ulaanbaatar city. As a result of the campaign, a total of **2,156 CHILDREN OPENED NEW “GOLDEN KEY”** children’s savings accounts.

MONGOLIAN MORTGAGE CORPORATION (MMC)

With the goal of providing housing mortgage loans to our target customers first and foremost and creating an open and fair system, we provided management in cooperation with regulatory bodies, and provided **2,118 CITIZENS** with mortgage loans at an interest rate of 6% with a resource of **MNT 267 BILLION.**



CAMPAIGN, PROMOTIONS

GOLOMT GROVE

For the sixth year, more than 226 spruce trees have been planted in the Golomt Grove, bringing the total number of 1,256 TREES.

6th year 226 planted spruce trees
TOTAL 1,256 TREES



BLOOD DONATION

Golomt Bank employees have been donating blood every year since 2019, and in 2025, more than 190 employees donated blood, saving more than 570 LIVES.

190
employees
donated

570
saving lives

SHARE LOVE

Every year, we organize the “Share Love” campaign for target children during “Children’s Day” and “New Year’s Day.” In 2025, clothing and cash donations collected from 56 branches in total of 1500 employees were distributed to target children in Ulaanbaatar and rural areas.

56 branches **1,500** employees clothing and cash donations



GOOD VIBES

Golomt bank organized three training sessions for more than 2,500 children of bank’s employees, covering financial education, information security, and sustainable development (water, energy, and waste).

2,500 children, 3 training sessions

STUDENT SCHOLARSHIP PROGRAM

STUDENT SCHOLARSHIP PROGRAM



The top 100 students of the Golomt Bank "Student Scholarship Program" of 2025 were selected and awarded scholarships.

In order to support the education of students and youth and provide financial support, Golomt Bank has a history of initiating and implementing the "Student Scholarship Program" as part of its social responsibility. 2025 marks the 30th anniversary of Golomt Bank, and the "Student Scholarship Program" has been implemented for 21 years, and has now expanded to a national program.

Under this program, scholarship students participate in the personal development, professional training, and health programs of the Golomt Academy and have the advantage of working with professional mentors and coaching management during their studies. In addition, starting in 2024, Golomt Bank is actively supporting the employment of students by providing opportunities for full-time and part-time direct employment upon invitation.

Over the 21 years since the Golomt Bank "Student Scholarship Program" has been implemented, more than 2,000 students have received scholarships total of MNT 1.5 billion.



STAKEHOLDERS ENGAGEMENT

SHARING KNOWLEDGE THROUGH LEADERSHIP

BLUE FINANCING OPPORTUNITIES & STAKEHOLDERS ENGAGEMENT

Events organized by Golomt Bank are in line with sustainable development. In 2025, the importance and opportunities of “blue” or sustainable water resource management and increasing access to drinking water were emphasized, and industry representatives were included in the discussions on topics such as “Current Situation of Sustainable Water Management in Mongolia and Risks Enterprises Face” and “Financing Opportunities to Strengthen the “Blue” Economy in Collaboration with the IFC”, and information on implementing the green economy transition was provided to clients. During the event, information was also provided through the sustainable financing section about the free technical assistance provided by Golomt Bank for the construction of water-treatment facilities.



INHERIT A GREEN PLANET PROGRAM

In collaboration with Golomt Bank and the United Nations (UN), the “Inherit a Green Planet” campaign was launched on the occasion of the World Day to Combat Desertification and Drought in 2025 and occasion of the COP17 to be held in Mongolia in 2026. Within the framework of this campaign, 9 posters, reels and videos were prepared and a reached to total of 484,377 people. In the future, research and related activities are planned to provide information on land degradation and soil restoration among herders.



GREEN GROWTH 2025 PROGRAM

Golomt Bank successfully organized the “Green Growth-2025” business trip, which aims to introduce environmentally friendly innovations, green and blue transition solutions to its small and medium-sized enterprises and industrial clients, learn from the best practices implemented by large corporate organizations, and showcase effective business management. A total of 29 organizations participated in the program, which included:

- Learning from green business culture,
- Introducing the basic concepts of sustainable development,
- Green business trends,
- Introducing sustainable and green solutions to business strategies.

It was an effective program that provided mutual learning and experience exchange within the framework of many important topics.

STAKEHOLDERS' ENGAGEMENT

As a banking and financial institution, has a high contribution to reducing the negative impact on the environment and society through operations and products and services. Therefore, bank has an important role to play in meeting the expectations of our stakeholders within the framework of the ESG.

	Investors	Customers	Employees	Society	Regulations & Policy-makers
	We report on the ESG report in a transparent and open manner.	We interact with customers to better understand their requirements so that we can propose the right financial solutions for them	We are developing our employees to create a skilled team	We are focusing on addressing the financial issues facing society and how to create accessibility	We operate within the framework of laws and regulations
How we engage?	<ul style="list-style-type: none"> • Annual Sustainable Development Report • Annual UNEP FI PRB Progress Report • Financial Reports / quarterly, annually/ 	<ul style="list-style-type: none"> • Multiple channels, including call centers, branches and digital banking • Engagement through Relationship and Corporate Managers • Annual customers' survey 	<ul style="list-style-type: none"> • Employee satisfaction survey / Annual/ • Great Place to Work survey /annual/ • Managers' Meeting / Annual/ 	<ul style="list-style-type: none"> • Engagement with MNCCI, BCM, AmCham, EuroCham and AustCham • Partnership with UN and its agencies 	<ul style="list-style-type: none"> • Partnership with the Bank of Mongolia, Financial Regulatory Commission & MSE • Partnership with the Ministry of Economy and Development

MEMBERSHIP AND COOPERATION

MEMBERSHIP AND COOPERATION

Golomt Bank maintains dialogue and engagement with several key stakeholders to gain insights that ensure our approach remains relevant and aligned with market standards, and also to share good practice within the international and national financial sector.



THE MONGOLIAN SUSTAINABLE FINANCE ASSOCIATION (MSFA)

The Mongolian Sustainable Finance Association (MSFA) is a member serving NGO with a purpose to green the financing system by promoting sustainability and green growth in its member financial institutions and businesses. Golomt Bank is a member of the Board of Directors and actively contributes to the Climate Change Risk Council and the Reporting Council.



UNITED NATIONS ENVIRONMENTAL PROGRAMME-FINANCIAL INITIATIVE, PRINCIPLES FOR RESPONSIBLE BANKING (UNEP-FI, PRB)

UNEP FI work with the banking community through the UN Principles for Responsible Banking to accelerate a positive global transition for people and the planet. With over 330 signatory banks representing over half of the global banking industry, the principles, banks take action to align their core strategy, decision-making, lending and investment with the UN Sustainable Development Goals, and international agreements such as the Paris Climate Agreement. Golomt Bank is one of the founding members of the principles and is a sole member representing Mongolia.



PARTNERSHIP FOR CARBON ACCOUNTING FINANCIALS (PCAF)

Partnership for Carbon Accounting Financials (PCAF) is a global partnership of financial institutions that work together to develop and implement a harmonized approach for assessing and disclosing financed emission. Golomt Bank has become the member of PCAF in February 2023, and has been utilizing the methods to compute financed emission across our portfolio.



JOINT IMPACT MODEL FOUNDATION (JIM)

Golomt Bank officially joined the Joint Impact Model Foundation, an organization founded by the influential Dutch bank FMO, on March 15, 2024. By becoming a member of the Joint Impact Model Foundation, Golomt Bank has been able to calculate, measure, and openly report the actual impact of its financing, including greenhouse gas emissions, the number of new jobs created, and how it contributes to economic growth, according to international methodologies.



ALLIANCE FOR GREEN COMMERCIAL BANK

In line with Mongolia's commitment to the Sustainable Development Goals and climate change mitigation and adaptation, Golomt Bank officially joined the International Finance Corporation's (IFC) Green Commercial Banking Alliance in December 2025. Membership in the Alliance will provide opportunities to expand regional cooperation, learn from global best practices, contribute to Mongolia's sustainable development, and support innovative green finance solutions

CLIMATE CHANGE RISKS



CLIMATE CHANGE RISKS AND OPPORTUNITIES

CLIMATE CHANGE RISKS AND OPPORTUNITIES

Golomt Bank's operations and physical assets are exposed to climate change risks, both directly and indirectly, through financing and investments. The two main categories of climate-related risks are physical and transition risks.

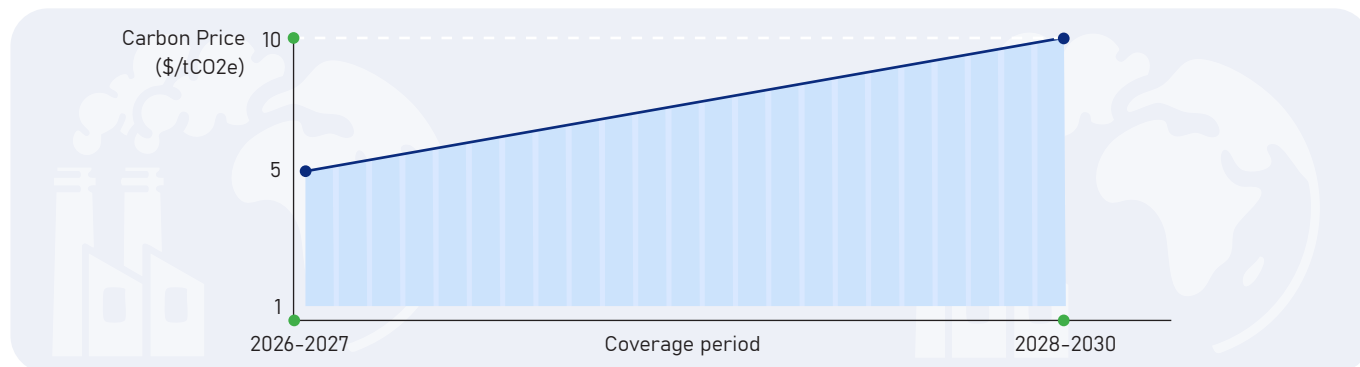
The impact of physical and transition risks is significant and has the potential to impact Golomt Bank's portfolio and financial performance in the short, medium and long term.

The factors underlying physical and transition risks vary depending on the structure of Golomt Bank's portfolio, economic sector, geographical location, business activities and other circumstances.

CHALLENGING BUSINESS RESILIENCE

Golomt Bank is working to implement the following two actions to manage transition risks:

1. In accordance with the resolution of the Executive Committee of November 19, 2025, Golomt Bank has set the internal carbon price to be used in its operations as follows





2. The adoption of the Transition Plan Implementation Guidelines aims to:

- a) Identify strategies and partnerships for reducing greenhouse gas emissions for clients operating in high-emission sectors and;
- b) Provide a conclusion on the amount of greenhouse gas emissions that the bank will be responsible for when purchasing securities and shares. This will enable the bank to reduce its climate change transition risk in the medium and long term, or to manage and further reduce the amount of greenhouse gas emissions from financing and investments.

The economic sectors with high greenhouse gas emissions are identified as follows:

1. Energy
2. Mining
3. Manufacturing (heavy industry and waste recycling plants)
4. Agriculture
5. Transportation
6. Construction

REDUCING GREENHOUSE GAS EMISSIONS FROM FINANCED PORTFOLIOS

The following economic sectors with high transition risk or high greenhouse gas emissions in the bank's portfolio are identified and the work of "tagging" the transition readiness of client is underway.

CLIMATE CHANGE RISKS AND OPPORTUNITIES

GREENHOUSE GAS EMISSIONS BY ECONOMIC SECTOR

ISIC code	Economic category	2025 /tCO ₂ e/	2024 /tCO ₂ e/	2023 /tCO ₂ e/
ISIC-A	Agriculture, forestry, fishing, hunting	66,696	47,480	13,461
ISIC-B	Mining and extraction	207,780	330,156	163,074
ISIC-C	Manufacturing industry	88,184	64,683	76,169
ISIC-D	Electricity, gas, steam, and ventilation supply	30,367	35,051	9,528
ISIC-E	Water supply, wastewater management and treatment	4,041	570	696
ISIC-F	Construction	50,383	38,378	29,256
ISIC-G	Retail trade, car and motorcycle repair and service	117,327	113,424	82,138
ISIC-H	Transportation and warehousing	6,038	10,230	3,646
ISIC-I	Hospitality and catering services	3,199	2,781	2,112
ISIC-J	Information technology	424	577	335
ISIC-K	Financial and insurance	840	1,007	548
ISIC-L	Real estate	69,422	66,581	57,085
ISIC-M	Scientific, technical; administration	108	117	219
ISIC-N	Management and support	187	48	54
ISIC-O	Public administration and defense, mandatory social security	299	32	12
ISIC-P	Education	3,509	1,361	931
ISIC-Q	Health and social	2,169	2,301	1,582

CLIMATE CHANGE RISKS AND OPPORTUNITIES

ISIC-R	Entertainment	173	199	76
ISIC-S	Services	10,485	11,016	4,962
ISIC-T	Household employer; the activity of producing goods and services for the household's own needs	58	30	1
ISIC-U	Extraterritorial organizations	1,236	2,486	1,704
	Total	662,926	728,506	447,590

As a result of the assessment, we are working to "tag" the clients as follows and increase their readiness to transition to green.

Level of readiness for emission reduction	Low	Medium	High
	D, DD, C	CC	B, BB, A, AA
	Provide sustainable green products and services		
	Advisory	Transition/Green Financing	

Starting in 2026, the first step is to assess and "tag" corporate clients' readiness for green transition, offer green products and services that increase readiness for transition, provide advisory services, technical assistance, and create opportunities for collaboration to better manage the transition risk of the bank's portfolio in the long term. Based on this assessment, a strategy will be developed to support the green transition of the client's business. In addition, conditions are being created for clients in high-risk sectors to consider the internal carbon price in decision-making when requesting financing on common terms.

CLIMATE RISK SCENARIO ANALYSIS

We use climate scenario analysis to understand our exposure to strategic, financial and non-financial risks arising from climate change and how these risks may impact our decision making. In 2024, Golomt Bank has been submitted preliminary scenarios to the Bank of Mongolia under the NGFS² guidelines. This preliminary scenario analysis was conducted in 2025 according to the following methodology.

²Network for Greening the Financial System

CLIMATE RISK SCENARIO ANALYSIS

	Continuity of current policy	Contain global warming below 2°C	Delay the transition
Global warming target	3°C+	67% chance of holding at 1.6° C	1.7°C
Physical risk	High	Medium	Medium
Transition risk	Medium	High	High
Reduction in greenhouse gas emissions, by 2030	14%	19%	14%
Reduction in greenhouse gas emissions, by 2050	24%	55%	52%
Establish and implement a carbon pricing	No change	Immediate	After 2030
Carbon 2030 (US\$/tCO2e)	5.63	35.2	5.63
Carbon 2050 (US\$/tCO2e)	6.16	131.1	161.9
Final energy price	Fixed energy price	Price free immediately	Price changes after 2030
Hybrid energy use	Phased reduction of coal consumption, but with a share of 8% after 2050, Phased reduction of liquid fuel consumption and small gas fuel consumption, gradually increase renewable energy generation and consumption until the end of this century, Increase heating demand as a share of total energy consumption by 50% by 2050.	Immediate and gradual phaseout of coal by 2030, Increase the share of liquid fuels in the transition fuel mix, Increase the share of renewable energy to 30% by 2050, Increase the share of heating in energy consumption from 26% in 2020 to 50% in 2050.	Slowly phase out coal by 2030 and completely stop coal usage by 2045, Use liquid fuels as a transitional fuel, gradually increase the potential for renewable energy use, Increase the share of heating to 50% by 2050.
Technological change	Slow transition	Moderate transition	Slow transition until 2030, after that fast phased transition
Reduce CO2 emissions	Minimum use	Moderate use	Moderate use
Regional policy changes	Minimum transition, and countries wouldn't change their policies significantly	Minimum transition, all countries should immediately implement policy measures.	Considerable transition, this is due to the sudden need for a transition to meet the goal of limiting global warming to a certain level.

SHOCK TO REAL ESTATE PRICES DURING A FLOOD SCENARIO:

Flood risk in the area	Commercial real estate price shock	Housing price shock
Low	0%	0%
Medium	0%	0%
High	-3%	-5%
High intensity	-9%	-12%

Transition risk: The effects on economic sectors under the NGFS 3 scenarios were assessed using macro multipliers and impact scores. The Bank of Mongolia developed forward-looking assumptions that consider changes in macroeconomic variables when scenario conditions arise. These impact scores, which illustrate the influence of macro multipliers and the effects of transition policies, technological advancements, and market shifts on the borrower's economic sector, were incorporated into the projected loan losses for 2030 and are represented at the following levels.

For consumer and housing loan portfolios, transition risk was not evaluated due to the limited capacity to assess the impact on the borrower's income sector.

Physical risks: Physical risks are caused by climate change and may arise from the increase in the frequency of extreme weather events such as floods, droughts, and dzud. The bank has calculated these physical risks on the loan portfolio as follows.



DROUGHT AND DZUD

- Using a scenario where drought and dzud occur together, the Bank of Mongolia used macroeconomic parameter assumptions developed within the framework of the Climate Change Scenario Analysis to calculate the bank's loan portfolio. In doing so, the impact of the parameters' assumptions on the economic sector in which the borrower operates on the expected losses were calculated, and the average values were obtained under the three scenarios.



FLOOD

- Flood risk was calculated using a scenario that could reduce the value of the collateral of the loan portfolio. The price shock to residential and commercial real estate was determined depending on the location of the asset. The price reduction specified in the Bank of Mongolia's analysis methodology document was used for the flood shock of the collateral.

CLIMATE RISK SCENARIO ANALYSIS

FOR GOLOMT BANK'S LOAN PORTFOLIO:

Economic sectors	Loan portfolio as of 2025 /Bill. MNT/	Total percentage	Transition risk Average ECL decrease 2030	Physical risk Average ECL decrease 2030
Consumer	1,982	23.8%	N/A	Low
ISIC-G Retail trade, repair and maintenance of motor vehicles and motorcycles	1,957	23.5%	Low	Low
ISIC-L Real estate	1,547	18.6%	N/A	High
ISIC-B Mining and extraction	589	7.1%	Moderate	Low
ISIC-F Construction	575	6.9%	High	High
ISIC-C Manufacturing	442	5.3%	Low	Low
ISIC-S Other services	374	4.5%	Moderate	Low
ISIC-K Financial & Insurance	172	2.1%	Low	Low
ISIC-L Real estate activities	131	1.6%	Moderate	High
ISIC-H Transportation and warehouse	128	1.5%	High	Low
ISIC-A Agriculture, forestry, fishing, hunting	103	1.2%	Low	Moderate
ISIC-D Electricity, gas, steam and air conditioning supply	64	0.8%	Moderate	Low
ISIC-I Hospitality, and catering	53	0.6%	High	Moderate
ISIC-E Water supply, wastewater management and treatment	9	0.1%	Moderate	High
Others	192	2.3%	Moderate	Low
Total	8,318	100%		

Golomt Bank will continue to make improvements to ensure compliance with IFRS 1 and IFRS 2.

MANAGING THE ENVIRONMENTAL SOCIAL RISK OF CUSTOMERS

Bank is aiming to effectively manage environmental and social risks and impacts in our client transactions and relationships. By implementing Environmental and Social Risk Management since 2015, bank has successfully implemented best practices across all sectors of the economy. Our dedicated Environmental and Social Risk Officers in the Sustainable Finance Department are responsible for assessing the environmental and social risks of our customers.

Our methodology is embedded in the loan approval process and supports our stakeholders in identifying, managing, mitigating and monitoring the potential impacts of financing decisions.

The Environmental and Social Risk Assessment Procedure is endorsed by the CEO and The Environmental and Social Risk Assessment Procedure is an integral part of the Credit Operations Procedures and defines cross-sector and sector-specific criteria for the preparation of the E&S risk assessment presented to the credit committee and clients.

Golomt Bank has updated its "Environmental & Social Risk Assessment Procedure" to be fully compliant with the 8 IFC Performance Standards in 2025. As part of this, the "Environmental & Social Action Plan" (ESAP) has been added to the client's loan agreement for externally sourced green loan financing and monitored its implementation. This enables clients to reduce and manage the ESG risks arising from their operations in compliance with Mongolian laws and regulations and the requirements of international funding organizations.

THE "ENVIRONMENTAL AND SOCIAL RISK ASSESSMENT PROCEDURE" WAS FULLY ALIGNED WITH THE 8 IFC PERFORMANCE STANDARDS IN 2025.



- Performance Standard 1: Assessment and Management of Environmental and Social Risks and Impacts
- Performance Standard 2: Labor and Working Conditions
- Performance Standard 3: Resource Efficiency and Pollution Prevention
- Performance Standard 4: Community Health, Safety, and Security
- Performance Standard 5: Land Acquisition and Involuntary Resettlement
- Performance Standard 6: Biodiversity Conservation and Sustainable Management of Living Natural Resources
- Performance Standard 7: Indigenous Peoples
- Performance Standard 8: Cultural Heritage

ENVIRONMENTAL & SOCIAL RISKS

Golomt Bank manages the risks arising from client's operations in accordance with the relevant environmental laws and policies and regulations, in line with the National Determined Contribution for the Transition to a Green Economy, and in line with the Bank's policies and procedures for identifying, measuring, assessing, monitoring, reporting, mitigating and managing environmental and social risks.

In 2025, a total of 1,646 (2024: 2,321) environmental and social risk assessments were conducted in lending activities. The total assessments conducted 71% (2024: 72%) were in non-risky sectors, of which 69% (2024: 84%) were financed. The remaining 29% (2024: 28%) were in sectors with risky sectors, of which 56% (2024: 81%) were financed.



RESULTS OF ENVIRONMENTAL AND SOCIAL RISK ASSESSMENT OF LOANS GRANTED TO HIGH-RISK SECTORS:

	AA	AB	B	C	C+
A_Agriculture, forestry, fishing, hunting			3	17	
B_Mining and extraction		9	10	2	
C_Manufacturing		1	12	79	
D_Infrastructure		1	3		
E_Water supply, waste water management and treatment			2		
F_Construction			60	28	
/Q_Health & Social					
L_Real-Estate					
P_Education					
G_Trade			4	3	
H_Transportation & Warehouse			6	22	
I_Hospitality & Catering Services				4	
Total		11	100	155	



ADDITIONAL DISCLOSURE

INFORMATION ON EMPLOYEES

INFORMATION ON EMPLOYEES

Female vs Male (by positions)

Sustainable development goal:



Position	2025				2024				2023			
	Female	Male	Total	Gender ratio	Female	Male	Total	Gender ratio	Female	Male	Total	Gender ratio
Division Directors	7	11	18	0.6	10	14	24	0.7	7	12	19	0.6
Department & Branch Directors	72	62	134	1.2	72	67	139	1.1	60	64	124	0.9
Number of employees	1,661	768	2,429	2.2	1,852	741	2,593	2.5	1,680	671	2,374	2.5
Total	1,740	841	2,581³	2.1	1,934	822	2,756	2.4	1,747	747	2,517	2.3

INFORMATION ON EMPLOYEES

Female vs Male (by locations)

Sustainable development goal:



Location	2025				2024			
	Female	Male	Total	Gender ratio	Female	Male	Total	Gender ratio
Western region	60	34	94	1.8	55	31	86	1.8
Bayan-Olgii	13	14	27	0.9	14	14	28	1.0
Govi-Altai	-	-	-	-	-	-	-	-
Zavkhan	9	4	13	2.2	-	-	-	-
Uvs	14	5	19	2.8	14	6	20	2.3
Khovd	24	11	35	2.2	27	11	38	2.5
Khangai region	91	42	133	2.2	92	41	133	2.2
Arkhangai	9	6	15	1.5	12	5	17	2.4
Bayankhongor	13	4	17	3.2	13	5	18	2.6

³Active employee headcount (excluding maternity and long-term leave)

INFORMATION ON EMPLOYEES

Bulgan	-	-	-	-	-	-	-	-
Orkhon	40	16	56	2.5	35	16	51	2.2
Uvurkhangai	14	7	21	2	12	6	18	2.0
Khuvsgul	15	9	24	1.7	20	9	29	2.2
Central region	122	58	180	2.1	131	46	177	2.8
Govisumber	-	-	-	-	-	-	-	-
Darkhan-Uul	38	22	60	1.7	35	17	52	2.1
Dornogovi	33	10	43	3.3	45	7	52	6.4
Dundgovi	-	-	-	-	-	-	-	-
Umnugovi	34	16	50	2.1	37	17	54	2.2
Selenge	17	10	27	1.7	14	5	19	2.8
Tuv	-	-	-	-	-	-	-	-
Eastern region	41	17	58	2.4	45	17	62	2.6
Dornod	21	8	29	2.6	26	8	34	3.3
Sukhbaatar	9	7	16	1.3	9	7	16	1.3
Khentii	11	2	13	5.5	10	2	12	5.0
Ulan-Bator	1,426	690	2,116	2.1	1,611	687	2,298	2.3
Total	1,740	841	2,581⁴	2.1	1,934	822	2,756	2.4

NEW HIRES & INTERN

Sustainable development goal:



Types	2025	2024	2023
Total	440	880	750
New graduates	207	288	282
Internship	61	284	290

⁴Active employee headcount (excluding maternity and long-term leave)

INFORMATION ON ENVIRONMENTAL FOOTPRINT

INFORMATION ON ENVIRONMENTAL FOOTPRINT

Sustainable development goal:



ENERGY		2025			2024			2023		
		Offices	Branches	Total	Offices	Branches	Total	Offices	Branches	Total
Total Energy consumption (kWh)	2023 baseline data ⁵	953,961.46	-	953,961.46	1,066,481.32	-	1,066,481.32	1,181,445.00	-	1,181,445.00
	Improved data coverage	1,129,010.82 ⁶	804,658.25 ⁷	1,933,669.07	1,066,481.32	608,631.45 ⁸	1,675,112.77	1,181,445.00	-	1,181,445.00
Total renewable energy consumption (kWh)		(10,572)	-	(10,572) ⁹	(4,539)	-	(4,539)	(6,376)	-	(6,376)
Total income (mil.MNT)		601,235			564,620			477,292		
Energy Intensity (kWh/ mil. MNT)-base year		1.6			1.9			2.5		

WATER		2025			2024			2023		
		Offices	Branches	Total	Offices	Branches	Total	Offices	Branches	Total
Total water consumption (m3)		10,783.61	7,648.87	18,432.48 ¹⁰	6,934	1,562	8,496 ¹¹	7,581	-	7,581
Central grid		10,783.61	7,648.87	18,432.48	6,934	1,562	8,496	7,581	-	7,581
Groundwater		-	-	-	-	-	-	-	-	-
Total income (mil. MNT)		601,235			564,620			477,292		
Water Intensity (m3/mil.MNT)		0.03			0.015			0.016		

⁵2023 baseline data includes 4 offices: Head office, 2nd office, 3rd office, and Park Place

⁶Actual electricity consumption across 7 offices

⁷Actual electricity consumption across 42 branches

⁸Actual electricity consumption across 32 branches

⁹Amgalan Warehouse and Second Office

¹⁰Water consumption across 7 offices and 23 branches

¹¹Water consumption across 4 offices and 9 branches

INFORMATION ON ENVIRONMENTAL FOOTPRINT

Sustainable development goal:



WASTE	2025			2024			2023		
	Offices	Branches	Total	Offices	Branches	Total	Offices	Branches	Total
Total waste (t)									
Total recycled (t)	1.113	-	1.113	1.567	-	1.567	1.048	-	1.048
Total sent to landfills (t)	1,360.36	-	1,360.36 ¹²	1,916.68	-	1,916.68	1,682.37	-	1,682.37

OTHER	2025			2024			2023		
	Offices	Branches	Total	Offices	Branches	Total	Offices	Branches	Total
Purchased A4 paper (t)	11.71	48.61	60.32	10.4403	34.6486	45.0889	9.5431	31.2451	40.7882
FSC certified paper (%)	100%	100%	100%	100%	100%	100%	100%	100%	100%

¹²The amount of other non-recyclable waste sent to landfills is estimated based on the average amount of waste generated per employee per day.

GREENHOUSE GAS EMISSIONS

INFORMATION ON ENVIRONMENTAL FOOTPRINT

Sustainable development goal:



GREENHOUSE GAS EMISSIONS	2025			2024			2023		
	Office	Branch	Total	Office	Branch	Total	Office	Branch	Total
Scope 1 (tCO2e)			234,961.16			96,165.07			231,794.22
Petrol			99,505.54			62,654.13			123,395.10
Diesel			135,455.62			33,476.45			108,399.12
Refrigerator, freezer			-			0.41			-
Air conditioner			-			34.07			-
Total loan portfolio (MNT million)			601,235			564,620			477,292
Intensity (tCO2e/mil. MNT)			0.39			0.17			0.48
Scope 2 (tCO2e)			1,012.21			4,909.60			1,159.82
Energy (based on location)	715.47		715.47	830.95	1,796.72	2,627.67	881.3	-	881.3
Heat (based on location)	296.74		296.74	667.56	1,614.37	2,281.93	278.52	-	278.52
Total loan portfolio (MNT million)	-		601,235	-	-	564,620	-	-	477,292
Intensity (tCO2e/mil. MNT)	-		0.002	-	-	0.009	-	-	0.002

GREENHOUSE GAS EMISSIONS

Scope 3–other (tCO2e)	2,014.95	2,447.88	2,506.73
Category 5: Waste	1,711.33	2,050.77	2,175.73
Total waste sent to landfills	1,651.60	1990.90	2,120.70
Paper	0.001	0.003	0.00
Plastic	0.004	0.004	0.01
Glass	0.0003	0.004	0.005
A4 paper consumption	53.09	54.33	49.15
Battery	0.0005	0.0004	0.001
Water consumption	6.63	5.52	5.86
Category 6: Business trip (by airplane)	155.27	166.24	145.44
Category 7: Employee commute	148.36	230.87	185.56
Total own operation emissions (tCO2e)	237,988.32	103,522.55	235,460.77
Total loan portfolio (MNT million)	601,235	564,620	477,292
Intensity (tCO2e/mil. MNT)	0.39	0.18	0.49
Scope 3 – Financed (tCO2e)	2,125,278	1,773,334	1,030,481.29
Category 15: Total portfolio emissions	662,926	728,506	447,590
Investment /form of debt/	1,448,515	1,028,393	582,621
Investment /form of ownership/	13,837	16,435	271
Total loan portfolio (MNT million)	601,235	564,620	477,292
Intensity(tCO2e/mil.MNT)	3.53	3.14	2.16

OTHER INFORMATION

OTHER

Training for employees

Sustainable development goal:



Training	2025	2024	2023
ESG training enrollment	8,862	5,970	7,362
Total training hours	73,776	194,848	164,738

BENEFITS FOR EMPLOYEES

Sustainable development goal:



Benefits	2025	2024	2023
Health			
Employees enrolled in "Vitamin" event	480	551	1063
Employees accessed in-office doctor	1282	1783	1275
Employees covered with private health insurance	400 ¹³	382	346
Employees with special needs			
Employees provided additional financial support from the Bank due to work incidents	2	5	4

¹³Number of employees provided health and accident insurance.

FINANCIAL INCLUSION – DIGITALIZATION

Sustainable development goal:



Digital transition	2025 /change %/	2024 /change %/	2023 /change %/
Total number users of digital channels	+11.3%	+12.6%	+16.4%
Number of active users of digital channels	+17.3%	+11.3%	+17.1%
Number of transactions made through digital channels	+9.4%	+21.7%	+38.6%
Total number of Social Pay users	+29.9%	+35.1%	+37.2%
Total number of transactions made through Social Pay	+49.1%	+65.5%	+121.4%

Percentage of clients receiving 2 or more services	2025	2024	2023
Retail	61.3%	60.8%	60.8%
Business	46.3%	34.5%	31.8%

CYBER SECURITY

Sustainable development goal:



Violations	2025 /change %/	2024 /change %/	2023 /change %/
Number of attacks prevented	883,457	3,964,544	7,500,000
Attack rate protected	100%	100%	100%

OTHER INFORMATION

STAKEHOLDERS' ENGAGEMENT

Sustainable development goal:



Client engagement	2025	2024	2023
Number of complaints	32,493	29,015	24,431
Number of complaints resolved	32,493	29,015	24,431
Number of complaints resolved within 5 working days	29,050	25,820	22,655
Customer satisfaction survey rating	75.8%	76.4%	77.4%
Employee engagement	2025	2024	2023
Employee satisfaction survey rating	92%	91%	87%

"BILLION TREE" FUND

Sustainable development goal:



Collaboration	2025	2024	2023
Amount of financial support provided to the Fund ¹⁴	1,232.6 mln₮	1,155 mln₮	868 mln₮
Trees planted through the Billion Tree Fund		440,432.16	
Trees planted by employees and contractors	226	400	290
Pine	-	25	25
Spruce	226	225	165
Almond tree	-	150	100

¹⁴The amount contributed by Bank of Mongolia is not included, only the amount contributed by Golomt Bank from transaction fee income

CUSTOMERS OF THE BANK /BY GENDER/

Sustainable development goal:



	2025	2024	2023
Percentage of the Bank's total customers, by gender			
Female	51%	48%	48%
Male	48%	44%	44%
Other	1%	8%	8%
Percentage of the Bank's customers accessing consumer loan products, by gender			
Female	54%	53%	52%
Male	46%	46%	46%
Other	0%	1%	1%
Percentage of the Bank's customers accessing saving products, by gender			
Female	56%	56%	56%
Male	44%	44%	44%
Other	0%	0%	0%

AWARDS RELATED TO THE ESG



BEST SUSTAINABLE FINANCE BANK 2025



THE LEADING ORGANIZATION OF THE MSFA 2026



WATER AMBASSADOR BANK 2025

Golomt Bank has been named the “Leading Organization” of the Mongolia Sustainable Finance Association, receiving the perpetual trophy of distinction for the first time in four years. This recognition reflects the Bank’s effective implementation of sustainable finance principles, its leadership in promoting green economic development, and its contributions through impactful initiatives and innovations. It also represents an important responsibility for the Bank to continue setting an example and advancing sustainable finance nationwide.



2020

Featured Sustainable Finance Bank



2021

The Leading Organization of the MSFA



2022

Featured Sustainable Finance Bank



2023

The Leading Bank of Gender Equality



2024

Featured Sustainable Finance Bank



2025

**Best Sustainable Finance Bank
The Leading Organization of the MSFA
Water Ambassador Bank**

Reports	Year	Link
Sustainable Development Report	2020	ENG: Sustainable Development (golomtbank.com)
Sustainable Development Report	2021	MON: Тогтвортой хөгжил (golomtbank.com)
Sustainable Development Report	2022	
Sustainable Development Report & sub-reports • Mongolian Stock Exchange ESG, Sustainability Reporting Standards (GRI Standards)	2023	
Sustainable Development Report & sub-reports • Mongolian Stock Exchange ESG, Sustainability Reporting Standards (GRI Standards) • Development Impact Assessment Report • (Impact Assessment Report in the Green Bond Framework) • UNEP FI Principles for Responsible Banking Implementation Report 2024	2024	
Sustainable Development Report & sub-reports • Mongolian Stock Exchange ESG, Sustainability Reporting Standards (GRI Standards) • Development Impact Assessment Report • (Impact Assessment Report in the Green Bond Framework) • UNEP FI Principles for Responsible Banking Implementation Report 2025	2025	
Principles for Responsible Banking: Progress Report	2021	ENG: Sustainable Development (golomtbank.com)
Principles for Responsible Banking: Progress Report (E&Y audited)	2022	
Principles for Responsible Banking: Progress Report (E&Y audited)	2023	
Principles for Responsible Banking: Progress Report (Internal Audit audited)	2024	Starting in 2024, the Responsible Banking Progress Report will be published in conjunction with the Sustainability Report. For all member institutions, starting in November 2024, the 2024 consolidated Responsible Banking Progress Report will replace the previous Responsible Banking Principles Report and self-assessment template. Link: https://www.unepfi.org/wordpress/wp-content/uploads/2024/11/PRB-Responsible-Banking-Progress-Statement.pdf



GOLOMT BANK
Investing for a brighter future

WATER
AMBASSADOR
BANK

**ESG REPORTS & COMPLIANCE WITH
INTERNATIONAL STANDARDS**

UNEP FI - PRINCIPLES FOR RESPONSIBLE BANKING (PRB) PROGRESS REPORT

Principle 1: Alignment	Principle 2: Impact and Target Setting	Principle 3: Clients and Customers
<p>Golomt Bank has been integrating the Sustainable Development Goals (SDGs), the Paris Climate Agreement, the Collective Commitment to Climate Action (CCCA) and Nationally Determined Contributions (NDCs) with its business strategy and is one of the Bank's main strategic pillars.</p> <p>In April 2024, J.P.Morgan Development Finance Institution has assessed the Golomt Bank's financing and operation to have an anticipated development intensity of High with contributions to the United Nations Sustainable Development Goals (UN SDGs) #2, #4, #5, #6, #7, #8, #12, #13 as of August 2, 2024.</p> <p>During the reporting period, the relevant units have been implementing the International Financial Reporting Standards (IFRS) S1: General Requirements for Sustainability Disclosures and IFRS S2: Climate-Related Disclosures in accordance with the implementation readiness plan and have reported to the Executive Committee on a quarterly basis. As of December 31, 2025, the implementation readiness is 90% for IFRS S1 and 91% for IFRS S2. The Bank is working to report its 2026 financial statements in full compliance with IFRS S1 and S2.</p> <p>As indicated in our Sustainable Development Strategy, we focus on four core areas</p> <ul style="list-style-type: none"> (1) Sustainable Governance (2) Climate Risk Management (3) Sustainable Green Financing (4) Stakeholders' Engagement 	<p>The bank constitutes 22.3% of the market in terms of its total assets and provides services to corporate banking, Small and Medium Enterprise (SME) banking, retail banking, digital banking, and treasury management. The Bank has completed portfolio impact analysis in 2021 and in 2023 utilizing the tool provided by UNEP FI PRB. Since the Bank has not witnessed major change in the portfolio composition, we are not expecting major deviation/or change in terms of the results of the impact analysis tool.</p> <p>Golomt Bank has aligned its strategy with Mongolia's 2021 Nationally Determined Contributions (NDCs) and Sustainable Development Goals (SDGs), which are key challenges for sustainable development in Mongolia, and has identified and prioritized two goals: ensuring climate stability by reducing greenhouse gas emissions and ensuring sustainable water resources management. In this context, the bank has committed to reducing GHG emissions by 30% and 50% and reducing negative impacts on water resources by 5% and 10%, respectively, for the 2030 and 2050 targets in our 2023 report to the UNEP FI-Principles for Responsible Banking progress report.</p> <p>Climate stability through GHG emission reduction</p> <p>Golomt Bank calculates its financed and invested greenhouse gas emissions in accordance with the Partnership for Carbon Accounting Financials (PCAF) methodology. Refer to the "Financed greenhouse gas emissions" section, pages 33-36.</p> <p>Comparison of the 2025 financed GHG emissions by economic sector can be found in the "Climate Change Risk Management" section, pages 66-72.</p> <p>Sustainable water management</p> <p>a) Water intensive sector financed clients with outstanding balances as of 2025 YE</p>	<p>To achieve the green economic transition and the Sustainable Development Goals of the country, Golomt Bank recognizes the importance of client engagement. The Bank engage with clients and customers through the following channels:</p> <p>1. Training for our clients</p> <p>Golomt Bank offers personalized trainings and one on one meetings with clients to guide on how to make green business transition, how to access green financing and understand & manage environmental and social risks. Training & meetings for our clients have become one of the KPIs since 2023H2. In 2025, we have provided individualized trainings and meetings for 182 employees (female-86, male-57, other-39) representing 56 companies.</p> <p>2. Events for our clients</p> <p>The most sought out events for our customers and clients are "Financial Managers' Convention" for Corporate clients and "Business Conference" for SME clients organized annually. For 2025, these events took place under the theme of "Back to the future." In total 1000+ representatives participated. As part of the agenda the following sustainability related topics were covered during the events:</p>

Principle 1: Alignment

Principle 2. Impact and Target Setting

Principle 3. Clients and Customers

Economic sector	2025		2024	
	million m ³	Customer #	million m ³	Customer #
Agriculture	-		-	-
Industry	9.95	15	9.97	13
Mining & Exploration	8.63	15	8.46	16
Infrastructure	1.17	3	29.3	5
Water supply & waste management	-	-		3
Trade	0.5	3	0.5	3
Hotel, hospitals & social service	0.02	1	0.02	1
Transportation & logistics	0.003	1	0.003	1
TOTAL	20.27	38	48.21	39

1) Mongolia faces many challenges related to water management, including limited water resources, access to drinking water, and wastewater treatment. To overcome these challenges, increase access to safe water, and promote environmentally friendly and sustainable development, Golomt Bank has successfully secured \$160 million in financing from the International Finance Corporation (IFC) in an initiative to support small and medium-sized enterprises, and presented the opportunities of “Blue Finance” at the event.
 2) During the event, the Head of the Water Agency, Z. Batbayar presented on the need for enterprises to implement water treatment facility and support sustainable water management in Mongolia to save groundwater resources for future generations, and highlighting Golomt Bank’s sustainable water supply product and investments.

3. Green loan portfolio

As of 2025 YE, Golomt bank has offered six sustainable and green loan products providing our clients and customers with tailored green financial solutions.

Due to extensive trainings conducted within the Bank, our green loan portfolio witnessed significant growth, surging from MNT 265 billion at the end of 2024 to MNT 406 billion by the end of 2025.

Internal trainings conducted to accelerate sales of green and sustainable products:

- 1) New Relationship Managers trained on sustainable and green financing – 377 employees.
- 2) A total of 30 employees participated in the online training organized by the UNEP FI PRB Academy, covering topics such as Principles for Responsible Banking, Climate Change, and Know Your Customer.

Principle 1: Alignment

Principle 2: Impact and Target Setting

Principle 3: Clients and Customers

Golomt Bank has been publicly publishing its progress report on the UNEP FI Principles for Responsible Banking (PRB) since 2021. In previous years, data on clients with high water consumption was collected and reported according to the above table, and based on the analysis of the data of the last three years, the key provisions of the Mongolian "Water Law" on water-intensive economic sectors, such as water ecological economic assessment, water pollution charges, water reuse, restriction, and restoration of water ecosystems, have not been updated since 2012. Therefore, the bank has limited opportunities to provide blue financing due to the restrictive legal framework governing economic sectors like "Mining and Extraction," "Infrastructure," and "Agriculture," as outlined in the table above. Beginning in 2026, blue financing will be extended to initiatives and programs that enhance access to clean water, wastewater treatment plants, water reservoirs, and ponds, as well as industries that align with Mongolia's current market and legal conditions. Additionally, a portfolio is being developed to gather water data. In the upcoming years, financing focused on bolstering sustainable water management will be documented and presented based on data concerning volume and impact.

For more information on Golomt Bank's "Blue Finance" initiatives can be found from pages 31-32.

Water source	2025		2024	
	million m ³	Customer #	million m ³	Customer #
Surface (rivers & lakes)	-	-	-	-
Underground	10.39	27	9.93	25
Water hauling	-	-	-	-
Central grid	9.88	10	29.26	11
Dual	0.0004	1	9.02	3
N/A	-	-	-	-
TOTAL	20.27	38	48.21	39

Principle 1: Alignment

Principle 2. Impact and Target Setting

Principle 3. Clients and Customers

As of 2025, the number of clients using large amounts of water has decreased from 39 to 38, and water consumption has also decreased from 48.21 million m3 to 20.27 million m3. The main reason for the decrease in water consumption is the sharp increase in 2024 due to the financing of working capital for four thermal power plants by Golomt Bank, while water consumption has decreased since 2025 due to the repayment of loans. Based on the analysis of data from the last three years, it is clear that the main water consumption in Mongolia is directly dependent on groundwater, and the lack of water reuse systems, technical deterioration of the water supply network, outdated conditions, and excessive irresponsible water consumption are leading to water resource shortages, natural degradation such as drying up of rivers, disasters, climate change, and desertification. Therefore, Golomt Bank is working to preserve, increase, and improve Mongolia's long-term water resources by providing blue financing for technologies and systems that support water infrastructure improvement, increased use of surface water, and sustainable water management.

b) WSS financing portfolio breakdown (2025)

Golomt Bank has been providing sustainable, green financing to organizations and small and medium-sized businesses to increase access to water and sanitation since the end of 2023. At the end of the reporting year, the bank's water and sanitation portfolio reported to the International Fund amounted to US\$ 6.9 million, and the total disbursed amount reached at US\$7.4 million.

Categories	USD
Construction of clean water supply and waste water removal pipeline	5,052,687
Plumbing equipment & water storage tanks	1,993,881
Reservoir, pond	370,837
TOTAL	7,417,406.73

Principle 1: Alignment	Principle 2. Impact and Target Setting	Principle 3. Clients and Customers
	<p>c) MoU with the Water Agency and water initiatives</p> <p>1) WATER AMBASSADOR BANK On the occasion of the World Water Day, Golomt Bank was designated as the "Water ambassador bank" for 2025 during "Blue Gold-2" National Forum organized under the auspices of the President of Mongolia. In addition, Golomt Bank and the implementing agency of the Government of Mongolia, the Water Agency, renewed their Memorandum of Understanding, continuing their partnership for the second consecutive year</p> <p>2) TECHNICAL ASSISTANCE The Global Climate Partnership Fund (GCPF) has initiated the provision of technical assistance to Golomt Bank's manufacturing clients, focusing on the construction of pre-treatment facilities. Under this program, studies and recommendations on appropriate technologies and technical solutions for pre-treatment facilities (tailored to Mongolia's conditions and the specific characteristics of each business) are provided free of charge. This initiative aims to ensure that industrial wastewater is discharged into central wastewater treatment systems in compliance with required practices, and ultimately contribute to the protection of water resources by reducing negative impacts on rivers and soil.</p>	

Principle 1: Alignment	Principle 2. Impact and Target Setting	Principle 3. Clients and Customers
<p>Links and references</p> <p>1) Please refer to our Sustainable Development Policy for the detailed Policy Statement. Link: Sustainable Development Page: 64</p> <p>2) Please refer to Development Impact Assessment 2024 Link: J.P. MORGAN DEVELOPMENT IMPACT ASSESSMENT</p> <p>3) Sustainable Governance part of Sustainable Development Report 2025 Pages: 13-20</p> <p>4) Climate Change Risk Management part of Sustainable Development Report 2025 Pages: 66-72</p> <p>5) Sustainable Green Financing part of Sustainable Development Report 2025 Pages: 25-35</p> <p>6) Stakeholders' Engagement part of Sustainable Development Report 2025 Page: 63</p>	<p>Links and references</p> <p>1) Please refer to our Annual Report 2025 for the Bank's financial performance and loan portfolio details. Link: Annual Report 2025 Page: 76</p> <p>2) Please refer to our UNEP FI PRB Progress Report 2021 for the impact analysis and the two-target identification and impact analysis Link: Golomt-Bank-PRB-Stand-Alone-Report-2021.pdf Pages:4-11</p> <p>3) Please refer to our UNEP FI PRB Progress Report 2023 for the specific mid- and long- term targets. Link: UNEP-FI-PRB-2023-report_1 Pages: 19-20</p> <p>4) Please refer to "Sustainable, green financing best practices" booklet for green financing impact. Link: ТОГТВОРТОЙ-НОГООН-САНХҮҮЖИЛТИЙН-САЙН-ТУРШЛАГУУД1.pdf</p> <p>5) Golomt Bank's "Blue Finance" initiatives Pages: 31-32</p>	<p>Links and references</p> <p>1) Please refer to our Sustainable and Green loan products. a) Retail loan products Link: Loans</p> <p>b) Business loan products Link: Loans</p> <p>2) Sustainable Green Financing part of Sustainable Development Report 2025 Pages: 25-35</p>

Principle 4: Stakeholders	Principle 5: Governance and Culture	Principle 6: Transparency and Accountability
<p>Since 2021, Golomt Bank has a Sustainable Development Strategy with four core focus areas:</p> <ol style="list-style-type: none"> 1) Sustainable Governance 2) Climate Change Risk Management 3) Sustainable Green Financing 4) Stakeholders' Engagement <p>There has been no significant change in the Sustainable Development Strategy including changes in international, national frameworks, goals and standards during the reporting year.</p>	<p>Golomt Bank's Board of Directors (BoD), Executive Committee, Management Team and other relevant committees are continuing to establish and strengthen a system for monitoring and managing sustainability and climate change risks and opportunities. In 2025, ESG metrics were incorporated into and approved as part of the newly adopted Risk Appetite Statement. This enabled ESG risks to be identified and assessed at a strategic level, strengthening the integration and consistency of the risk management framework and establishing a foundation for aligning ESG indicators with strategic objectives, as well as for their implementation and monitoring.</p>	<p>Golomt Bank has been transparently publishing the UNEP FI -PRB progress report since 2021. For the period 2021-2023, the report have been assured by Ernst & Young Mongolia LLC, which verified the accuracy of the bank's disclosures and independently assessed them to ensure transparency and accountability. The Internal Audit Division assured whether the report was prepared in accordance with the guidelines for banks adhering to the UN Environment Programme's "Responsible Banking Principles" for preparing "Responsible Banking Principles Reports" and whether the information, calculations, and results supporting the implementation of the 6 principles reflected in the report were assured as of 31.12.2024.</p> <p>No major concerns, discrepancies, or issues requiring material changes or improvements were identified across the six Principles for Responsible Banking. Minor improvements were identified and promptly addressed through an ongoing feedback at the time of the assurance. Additional recommendations were provided to enhance the quality, data coverage, and to explore opportunities for automation. The implementation of the recommendations is being implemented as per the outlined plan 2025 and 2026, and is monitored through 2025 and 2026.</p>
<p>1) Please refer to Development Impact Assessment 2024 Link: J.P. MORGAN DEVELOPMENT IMPACT ASSESSMENT</p>	<p>1) Sustainable Governance part of Sustainable Development Report 2025 Pages: 13 – 20</p>	<p>) Please refer to our previous UNEP FI PRB Progress Reports 2021-2025 1) Principles for Responsible Banking – Progress report 2021</p>

Principle 4: Stakeholders	Principle 5: Governance and Culture	Principle 6: Transparency and Accountability
<p>2) Sustainable Governance part of Sustainable Development Report 2025 Pages: 13-20</p> <p>3) Climate Change Risk Management part of Sustainable Development Report 2025 Pages: 66-72</p> <p>4) Sustainable Green Financing part of Sustainable Development Report 2025 Pages: 25-35</p> <p>5) Stakeholders' Engagement part of Sustainable Development Report 2025 Page: 63</p>	<p>2) Climate Change Risk Management part of Sustainable Development Report 2025 Pages: 66 - 72</p>	<p>2) Principles for Responsible Banking – Progress report 2022</p> <p>3) Principles for Responsible Banking – Progress report 2023</p> <p>4) Principles for Responsible Banking – Progress report 2024 Pages: 94 - 99</p> <p>5) Principles for Responsible Banking – Progress report 2025 Pages: 93-100</p> <p>6) Internal Audit Assurance Reference to page: 5</p>

MSE ESG REPORT

Area	Indicator	Description	Answer (previous year)	Answer (reporting year)	Unit of measure for target/ indicator	Notes	Explain	References
MS	Sustainability Management System Indicators							
MS1.1	Sustainability Management System	Does your company have a sustainability commitment statement in place?	Yes	Yes		Golomt Bank on September 22, 2019 in New York, USA, became one of the Founding Signatories of the Principles for Responsible Banking, committing to align strategically its business with the Sustainable Development Goals and the Paris Agreement on Climate Change. The Bank reports annually on its progress and implementation. Additionally, Golomt Bank adheres to the eight principles of MSFA.	<i>If no, explain</i>	GRI 102
MS2.1	Sustainability policy and procedures	Does your company have a sustainability policy with targets?	Yes	Yes		Golomt Bank first adopted Sustainable Finance Policy in 2015. In 2019, we broadened the scope of the policy and upgraded into "Sustainable Development Policy" which outlines bank's overall principles towards environment and society at all aspect of operations. Revised in 2024, it serves as a policy that defines the Bank's core principles and standards for its operations, as well as environmental and social risk management in its lending activities. Please refer to the policy summary at the following link: https://golomtbank.com/about-bank/sustainable-development/sustainable-finance	<i>If no, explain</i>	GRI 103, ISO 14001
MS2.2		Does your company have a set of sustainability procedures?	Yes	Yes			<i>If no, explain</i>	GRI 103, ISO 14001
MS3.1	Governance structure	Does your company have dedicated committees that are entirely/partially responsible for sustainability?	Yes	Yes		Golomt Bank established its Sustainable Development Committee in 2022. The committee is responsible for overseeing and managing the implementation of the Bank's sustainable financing and development strategy.	<i>If no, explain</i>	GRI 102
MS3.2		Does your company have a dedicated ESG/sustainability director/s (full-time/part-time) at the board level?	No	No			<i>If no, explain</i>	GRI 102
MS3.3		Does your company have a dedicated ESG/sustainability director/s (full-time/part-time) at the executive level?	Yes	Yes		The Sustainable Development Committee is chaired by the Chief Executive Officer and meets semi-annually to discuss sustainability-related matters. The International Banking Division, which oversees the Sustainable Finance Department, also operates under the direct supervision of the CEO. Organizational structure available at: https://golomtbank.com/about-bank/management/bank-structure	<i>If no, explain</i>	GRI 102
MS3.4		Does your company have a dedicated ESG/sustainability officer (full-time/part-time) at the operational level?	Yes	Yes		Upon the Executive Committee's Decree No.21/03, dated December 21, 2021, a dedicated Sustainable Finance Department was officially established. The Department oversees the Bank's overall implementation of the sustainability related strategies and policies, ensure alignment with the international and national standards, assessment of E&S risks of clients, identification and validation of green and sustainable use of proceeds, and nationally and internationally mandated reporting standards	<i>If no, explain</i>	GRI 102
MS3.5		Does your company cover sustainability issues in board meetings as part of the official agenda?	No	No			<i>Although not formally institutionalized, sustainability-related training sessions are included in the Board of Directors' meeting agenda on an as-needed basis.</i>	GRI 102
MS4.1	Materiality assessment process	Does your company have materiality assessment and matrix, explaining how your company avoids, mitigates, or remediates negative impacts to the economy, environment, and society, and enhances positive ones?	Yes	Yes		Golomt Bank has collaborated with J.P. Morgan Development Finance Institute (JPM DFI) to produce and publicly disclose the Development Impact Assessment. Further details are available in the 2025 Sustainable Development report. Going forward, we have committed to reporting the indicators included in the Development Impact Assessment annually. Link: https://golomtbank.com/wp-content/uploads/2024/08/GB_Development-Impact-Assessment_JPM_August-2024.pdf		GRI 102, SASB
MS4.2	Organizational capacity	Annual average hours of sustainability training per employee (hr), by gender	Yes	Yes	Total numbers of employee	Number of employees trained in ESG (in multiples): 2024: 5,970 2025: 8,862	<i>If no, explain</i>	GRI 102
MS4.3	Monitoring	Is sustainability included the scope of the audit committee and internal control functions?	No	No		Further details are available in the 2024 Sustainable Development report. Link: https://www.golomtbank.com/wp-content/uploads/2025/09/SUSTAINABLE-DEVELOPMENT-REPORT-2024.pdf	<i>The UNEPFI PRB Progress report 2024 in the Sustainable Development Report 2024 have been verified by an internal audit division.</i>	GRI 102
MS5.1	Sustainability reporting	Does your company disclose a sustainability report (stand-alone/or integrated into annual report) at least annually?	Yes	Yes		Starting in 2020, the Sustainability Report has been published annually. Link: https://golomtbank.com/about-bank/sustainable-development/report	<i>If no, explain</i>	GRI 102
MS5.2		Does the company prepare a TCFD-aligned climate disclosure?	No	No		In 2024, Golomt Bank undertook preparatory work with a international professional organization to ensure readiness for the implementation of IFRS S1 and S2, and developed a detailed implementation roadmap through 2027. In 2025, the Bank continues to implement enhancements to achieve compliance with IFRS S1 and S2 requirements. As of 31 December 2025, the overall implementation readiness stood at 90% for IFRS S1 and 91% for IFRS S2.	<i>If no, explain</i>	GRI 102, SDG 13, TCFD

MS5.3		Are the sustainability data assured by an independent third-party?	No	No		The 2022 and 2023 Principles for Responsible Banking Progress reports were verified by the EY audit firm. Link: https://www.golombank.com/en/about-bank/sustainable-development/report	The UNEPFI PRB Progress report 2024 in the Sustainable Development Report 2024 have been verified by an internal audit division.	GRI 102, SDG 12	
MS6.1	Memberships	Number of sustainability associations, networks, and national or international advocacy organizations in which the company participates with a significant role.	Yes	Yes		Member organizations: 1. Mongolian Sustainable Finance Association 2. United Nations Environment Programme, Finance Initiative-Principles for Responsible Banking (UNEP-FI,PRB) 3. Partnership for Carbon Accounting Financials (PCAF) 4. IFC The Alliance for Green Commercial Banks 5. Joint Impact Model	If no, explain	GRI 102, SDG 17	
E Environmental Indicators									
E1.1	Energy	Total energy consumption	Total direct energy consumption and cost spent	2023 baseline data: Offices: 1,066,481.32 kWh /4/ Improved data coverage: Offices: 1,066,481.32 kWh /4/ Branches: 608,631.45 kWh /32/	2023 baseline data: Offices: 953,961.46 kWh /4/ Improved data coverage: Offices: 1,129,010.82 kWh /7/ Branches: 804,658.25 kWh /42/	MWh	Information on consumption based on the 2023 baseline data and the improved data coverage can be presented together. In 2023, electricity consumption data included only office operations, while branch consumption was not captured. In 2024, the data coverage was expanded to include all offices and 32 branches. In 2025, it was further expanded to include all offices and 42 branches. Efforts are ongoing to further improve the completeness and accuracy of branch data collection going forward.	If not available, explain	GRI 302, SDG 12
E1.2	Electricity	Total electricity consumption, cost spent, and reduction (year-to-year)	114,964	109,520	MWh	Total office electricity savings: 109,519.86 Projects and initiatives that have resulted in energy savings Link: https://golombank.com/wp-content/uploads/2025/01/%D0%A2%D0%9E%D0%93%D0%A2%D0%92%D0%9E%D0%A0%D0%A2%D0%9E%D0%99-%D0%9D%D0%9E%D0%93%D0%9E%D0%9E%D0%9D-%D0%A1%D0%90%D0%9D%D0%A5%D2%AE%D2%AE%D0%96%D0%98%D0%9B%D0%A2%D0%98%D0%99%D0%9D-%D0%A1%D0%90%D0%99%D0%9D-%D0%A2%D0%A3%D0%A0%D0%A8%D0%9B%D0%90%D0%93%D0%A3%D0%A3%D0%941.pdf	If not available, explain	GRI 302, SDG 12	
E1.3	Heat	Total heat consumption, cost spent, and reduction (year-to-year)	2023 baseline data: Offices: 2,782.40 GJ /3/ Improved data coverage: Offices: 4,249.07 GJ /4/	2023 baseline data: Offices: 3,059.15 GJ /3/ Improved data coverage: Offices: 15,305.66 GJ /6/ Branches: 146,139.95 GJ /14/	BTU & %, MNT	Information on consumption based on the 2023 baseline methodology and the improved data coverage can be presented together. In 2023, electricity consumption data included only 3 office operations, while branch consumption was not captured. In 2024, electricity consumption data included only 4 office operations, while branch consumption was not captured. In 2025, it was further expanded to include 6 offices and 14 branches. Efforts are ongoing to further improve the completeness and accuracy of branch data collection going forward.	If not available, explain	GRI 302, SDG 12	
E1.4	Fuel	Total fuel consumption (coal, oil, gas etc.), cost spent, and reduction (year-to-year)	35,394.52	89,647.44	litre/kg & % & GJ, MNT	Total fuel consumption purchased, including gasoline and diesel fuels.	If not available, explain	GRI 302, SDG 12	
E1.5	Non-Renewable energy	Share of non-renewable energy consumption	99.73	99.26	%	Energy source type: coal	If not available, explain	SFRD	
E1.6	Renewable energy	Share of renewable energy consumption	0.27	0.74	%	In 2025, a 30kW solar system, comprising 45 solar panels, was installed at the Amgalan warehouse and archive facility, which has a total usable area of 2,756m ² , thereby increasing the use of renewable energy.	If not available, explain	GRI 302, SDG 7	
E2.1	GHG emissions	Emissions	Total Scope 1 and 2 emissions	1,876,856.55	237,988.32	tCO ₂ e	For Scope 1, 2, 3 (others), greenhouse gas emissions were calculated using the following criteria: the GHG Protocol standards and the Energy Regulatory Commission's "Methodology for Measuring, Reporting and Verifying Greenhouse Gas Emissions from the Energy Sector" and recommendations from the Intergovernmental Panel on Climate Change (IPCC). Scope 3 financed greenhouse gases will be additionally disclosed as of June 30, 2026.	If not available, explain	GRI 305, SDG 13, WRI/WBCSD GHG protocol.
E2.2	Emissions reduction	Reduction of total Scope 1 + 2 GHG emissions (year-to-year)			tCO ₂ e		If not available, explain	GRI 305, SDG 13, WRI/WBCSD GHG protocol.	
E2.3	Carbon offsetting	Total carbon offset	1,770.00	2,020.48	tCO ₂ e	In support of the national Billion Tree movement, a total of 440,432.16 trees were planted, absorbing 2,020.48 tons of CO ₂ . In addition, Golomt Forest has planted more than 200 spruce trees in its 6th year, bringing the total number of trees to 1,256.	If not available, explain	GRI 305, SDG 13, WRI/WBCSD GHG protocol.	
E3.1	Climate change	Climate policy	Does your company have a stand-alone/integrated climate change policy?	Yes	Yes		Sustainable development policies address how to manage climate risks. For more information, see the Climate Change Risk Management section of the 2025 Sustainable Development Report.	If not available, explain	GRI 201, TCFD, SDG 13
E3.2	Climate risk and opportunity assessment	Did your company conduct a climate risk and opportunity assessment (scenario analysis, stress test etc.)?	Yes	Yes			We are undertaking scenario analysis to assess how climate change risks may impact strategic, financial, and non-financial decision-making. In 2024, Golomt Bank conducted a preliminary scenario analysis in line with the Bank of Mongolia's guidance, applying NGFS scenarios, and submitted the results to the Bank of Mongolia. Further details on the methodology and findings of the 2025 analysis are available in the Climate Change section of the 2025 Sustainable Development report.	If not available, explain	GRI 201, TCFD, SDG 13
E3.3	Economic loss	Total amount of economic loss faced due to climate related disasters and events			MNT	In 2025, the Bank continued to integrate physical and transition risks, as well as broader climate-related risks, into its overall risk management framework, while further enhancing the quantification. For more detailed information, please refer to the Climate Risk section of the 2025 Sustainable Development Report.	If not available, explain	GRI 201, TCFD, SDG 13	

E3.4		Climate investment	Total amount invested, annually, in climate-related infrastructure, resilience, and product development			MNT	Please visit the following link to access the Sustainable, green loan best practices booklet: https://golombank.com/wp-content/uploads/2025/01/%D0%A2%D0%9E%D0%93%D0%A2%D0%92%D0%9E%D0%A0%D0%A2%D0%9E%D0%99-%D0%9D%D0%9E%D0%93%D0%9E%D0%9E%D0%9D-%D0%A1%D0%90%D0%9D%D0%A5%D2%AE%D0%96%D0%98%D0%9B%D0%A2%D0%98%D0%99%D0%9D-%D0%A1%D0%90%D0%99%D0%9D-%D0%A2%D0%A3%D0%A0%D0%A8%D0%9B%D0%90%D0%93%D0%A3%D0%A3%D0%941.pdf	<i>If not available, explain</i>	GRI 201, TCFD, SDG 13	
E3.5		Prevention/adaptation to climate change	Does your company have activities/steps to prevent and (if not preventable) adapt to the impact of climate change?	Yes	Yes		An Environmental, Social, and Governance (ESG) materiality assessment was conducted to identify high-impact issues. For detailed information on each indicator, please refer to the 2025 Sustainability Development report for Environmental and Social risk management, and to the Annual report for Governance-related disclosures.	<i>If not available, explain</i>	GRI, SASB, World Economic Forum	
E4.1	Water	Water used	Total amount of water withdrawn/used	Offices: 6,934 Branches: 1,562 Total: 8,496	Offices: 10,783.61 Branches: 7,648.87 Total: 18,432.48	m3/L	In 2024, water consumption was recorded for 4 offices, whereas in 2025, this increased to 7 offices, which is primary reason for the higher reported office consumption. Similarly, branch-level data coverage improved from 9 branches in 2024 to 23 branches in 2025, reflecting more comprehensive and accurate recording of actual consumption.	<i>If not available, explain</i>	GRI 303, SDG 6	
E4.2		Water saved	Total amount of water saved due to conservation and efficiency improvements	647	0	m3/L	The 1.8-fold increase in total water consumption is attributable to improved tracking and more accurate recording of actual usage across offices and branches. Since the previous year, the Bank has been implementing a bank-level water consumption data, with a continued focus on ensuring data completeness and quality.	<i>If not available, explain</i>	GRI 303, SDG 6	
E4.3		Water reuse	Percentage of water recycled and reused				%		<i>If not available, explain</i>	GRI 303, SDG 6
E4.4		Water discharged	Total water discharged				m3/L		<i>If not available, explain</i>	GRI 303, SDG 6
E5.1	Waste (solid waste)	Waste discharged	Total amount of waste discharged	1,916.68	1360.36	tons	The total amount of non-recyclable waste sent to landfills is estimated based on the average amount of waste generated per employee per day.	<i>If not available, explain</i>	GRI 306, SDG 12	
E5.2		Waste recycled	Waste recycling percentage	1.567	1.113	tons	In collaboration with our recycling partners, we expanded our collection of cardboard, plastic, cans, and glass from 3 offices in 2024 to a total of 8 offices and branches. We are committed to increasing the proportion of waste recycled each year and have set a target to increase recycled each year and have set a target to increase recyclable waste volumes by 30% by 2030.	<i>If not available, explain</i>	GRI 306, SDG 12	
E5.3		Hazardous waste	Total amount of hazardous waste (including e-waste) discharged				tons	A total of 4,524 batteries and printer cartridges were purchased during the reporting year.	<i>Since there is no recycling center for batteries, the collected batteries are stored in a warehouse.</i>	GRI 306, SDG 12
E6.1	Biodiversity	Landscape planning, design greenery	Share of sustainably managed public space, or green space created as of total area			%	Golomt Bank has established the "Golomt Grove" at the national Amusement Park and, in its sixth year, planted an additional 226 spruce trees, increasing the total to 1,256 trees.	<i>If not available, explain</i>	GRI 304, SDG 15	
E6.2		Wild plants and animals	Number of species conserved			no.		<i>If not available, explain</i>	GRI 304, SDG 15	
E6.3		Activities negatively affecting biodiversity-sensitivity	Operational sites owned, leased, managed in, or adjacent to, protected areas and areas of high biodiversity or cultural value				%		<i>If not available, explain</i>	SFRD, IFC Performance Standard 6
S	Social Indicators									
S1.1	Human capital development	Employee turnover	Year-over-year change of full-time employees			%		<i>If not available, explain</i>	GRI 401, SDG 8	
S1.2		Jobs created	Increase in the total number of full time employees compared to the same period of the previous year	880	862	no.		<i>If not available, explain</i>	GRI 401, SDG 8	
S1.3		Training	Annual average hours of training per employee	6	9	day		<i>If not available, explain</i>	GRI 401, SDG 8	
S2.1	Occupational health and safety	OHS policy	Does your company have an OHS Policy (stand-alone or integrated)?	Yes	Yes		Golomt Bank has adopted and implemented regulations for internal use on Occupational Safety and Health, Fire Safety, and the investigation and registration of industrial accidents and acute poisoning incidents.	<i>If not available, explain</i>	GRI 103, SDG 10	
S2.2		Incidents	Annual work-related injury rate	11	5	no.	The total number of recorded accidents is included.	<i>If not available, explain</i>	GRI 403, SDG 3	
S2.3		OHS training	Annual average hours of OHS training per employee	1	1.5	hr	All employees participate in OSH-related training through the Golomt academy semi-annually.	<i>If not available, explain</i>	GRI 403, SDG 3	
S2.4		Health programs	Percentage of employees covered by voluntary health programs such as medical checks	551	532	no.	Number of employees participating in health programs	<i>If not available, explain</i>	GRI 403, SDG 3	
S3.1	Equal opportunity	Gender policy	Does your company have a Gender Policy (stand-alone or integrated)?	Yes	Yes		The Bank has been implementing a Gender Equality Policy since 2018 and is regularly reviewed. Refer to the policy summary: https://golombank.com/about-bank/sustainable-development/sustainable-finance	<i>If not available, explain</i>	GRI 405, SDG 5	
S3.2		Anti-sexual harassment policy	Does your company have an anti-sexual harassment policy (stand-alone/integrated)?	Yes	Yes		Golomt Bank's Code of Governance includes a workplace free of sexual harassment.	<i>If not available, explain</i>	GRI 103, SDG 5	
S3.3		Non-discrimination policy	Does your company have a non-discrimination policy (stand-alone/integrated)?	Yes	Yes		Bank has developed a Non-discrimination policy and follow the policy internally.	<i>If not available, explain</i>	GRI 103, SDG 10	
S3.4		Gender balance	Percentage of total employee headcount by men and women	30/70	30/70	%	By 2025, 30% of all employees will be male and 70% female.	<i>If not available, explain</i>	GRI 405, SDG 5	
S3.5		Board level gender balance	Percentage of board-level positions held by men and women	88/12	88/12	%	The board of directors is 12% female and 88% male. The chairperson of the board is a woman. https://golombank.com/investor-relations/board-of-directors	<i>If not available, explain</i>	GRI 405, SDG 5	
S3.6		C-level gender balance	Percentage of C-level positions held by men and women	58/42	58/42	%	58% of the management team members are male and 42% are female.	<i>If not available, explain</i>	GRI 405, SDG 5	
S3.7		Junior level gender balance	Percentage of junior-level positions held by men and women	30/70	30/70	%	30% of employees in middle and primary units are male and 70% are female.	<i>If not available, explain</i>	GRI 405, SDG 5	
S3.8		Gender pay gap	Ratio of average male salary to average female salary	ratio	ratio			<i>If not available, explain</i>	GRI 405, SDG 5, SFRD	
S4.1	Access & inclusion	Disability policy	Does your company have a Disability policy (stand-alone/integrated)?	Yes	Yes		These provisions are governed by the Sustainable Development Policy, the Non-Discrimination Policy, and the Cultural Code.		SDG 10	
S4.2		Employees with disability	Percentage of employees with disability		30	no.	Total number of employees with disability	<i>If not available, explain</i>	SDG 10	

S4.3		Access to facilities	Does your company have an assessment of facility accessibility	No	Yes		Out of Golomt Bank's total 100 branches, 60 branches or 60% are equipped with wheelchair-accessible ramps.	If not available, explain	SDG 10
S4.4		Fines	Amount of fines paid for noncompliance with laws and regulations regarding disability	0	0	MNT	Non exist	If not available, explain	SDG 10
S5.1	Community engagement & disclosure	Stakeholder engagement	Does your company have a stakeholder/community engagement policy approved by the Board?	Yes	Yes		Please see the table for stakeholder groups and the corresponding engagement mechanisms on 2025 Sustainable Development Report. Also please see pages 49-50 of the 2023 Sustainable Development Report. We follow our policy on cooperation with external organizations. Link: https://golombank.com/wp-content/uploads/2024/09/%D0%A2%D0%9E%D0%93%D0%A2%D0%92%D0%9E%D0%A0%D0%A2%D0%9E%D0%99-%D0%A5%D3%A8%D0%93%D0%96%D0%9B%D0%98%D0%99%D0%9D-%D0%A2%D0%90%D0%99%D0%9B%D0%90%D0%9D-2023.pdf	If not available, explain	IFC
S5.2		Policy and process for social impact assessment and land acquisition	Does your company have a policy or process for social impact assessment and land acquisition?	Yes	Yes		It is reflected in the ESG Risk assessment regulations. Please see the summary at the link below. https://golombank.com/about-bank/sustainable-development/sustainable-finance	If not available, explain	IFC Performance Standards
S5.3		Grievance policy	Does your company have a grievance policy/mechanism?	Yes	Yes		Golomt Bank's Code of Governance includes a Whistleblowing Policy https://golombank.com/about-bank/sustainable-development/sustainable-finance	If not available, explain	GRI 102, SDG 16
S5.4		Disclosure to communities	Does your company have a mechanism and system to disclose relevant information to affected communities and stakeholders?	Yes	Yes		https://golombank.com/about-bank/customer-experience	If not available, explain	IFC Performance Standards
S5.5		Worker/community complaints	Percentage of community complaints I addressed and ii resolved	100	100	%		If not available, explain	GRI 413, SDG 8
S5.6	Community investment	Percentage of revenue invested in community programs and initiatives, by SDG breakdown			%		Please refer to the Social Responsibility section of the 2025 Annual Report (pg.12-13) for information on our social responsibility activities.	If not available, explain	GRI 413, SDG 8
S6.1	Supply chain management	Procurement policy	Does your company have a policy in place to related to local procurement and supply chain ESG risk and opportunity management?	Yes	Yes		The Bank has adopted Sustainable Green Operating Standards, which include sustainable and green procurement standards. https://golombank.com/about-bank/sustainable-development/sustainable-finance	If not available, explain	GRI 204, SDG 8
S6.2		Local procurement share	Percentage of the procurement budget used for significant locations of operation that is spent on local suppliers		41	%	In 2025, 41% of total procurement was sourced from domestic suppliers.	If not available, explain	GRI 204, SDG 8
S6.3		Sustainable procurement share	Percentage of suppliers selected by ESG/sustainability criteria			%	In 2025, a total of 160 laptops, 377 processors, and 425 monitors meeting international energy efficiency certification standards and low environmental impact requirements were procured, ensuring compliance with sustainable and green procurement standards.	If not available, explain	GRI 204, SDG 8
G	Governance indicators								
G1.1	Corruption and ethics	Anti-corruption policy	Does your company have an Anti-corruption policy and/or Code of Ethics?	Yes	Yes		https://golombank.com/wp-content/uploads/2023/04/Golomt-bank-Code-on-Corporate-Governance-Q1-2014-mon.pdf	If not available, explain	GRI 205, SDG 16
G2.1		Board independence	Percentage of board seats occupied by independent members	50	55	%	https://golombank.com/investor-relations/board-of-directors	If not available, explain	GRI 102, OECD Principles of Corporate Governance, SDG 16
G2.2	Corporate governance	Treatment/rights of minority shareholders	Does your company have a policy to protect minority shareholders?	Select	Select			If not available, explain	GRI 102, OECD Principles of Corporate Governance, SDG 16
G2.3		Corporate governance policy	Does your company have a Corporate Governance policy/codes?	Yes	Yes		https://golombank.com/wp-content/uploads/2023/04/Golomt-bank-Code-on-Corporate-Governance-Q1-2014-mon.pdf	If not available, explain	GRI 102, OECD Principles of Corporate Governance, SDG 16
G3.1	Compliance	Compliance policy	Does your company have a Compliance policy?	Yes	Yes		We have adopted and comply with the Compliance Policy.	If not available, explain	GRI 102, OECD Principles of Corporate Governance, SDG 16
G3.2		Compliance program/procedures	Does your company have a compliance program including information on employee training, auditing, and monitoring systems, reporting violations, guidance for conflicts of interest, sanctions etc.?	Yes	Yes		Please refer to the Compliance section of the 2025 Annual Report for more details.	If not available, explain	GRI 102, OECD Principles of Corporate Governance, SDG 16
Additional sector specific indicators (only fill out questions relevant to your company's operating industry/sector)									
FS1	Financial services	Access to finance	Annual number of participants in financial literacy and inclusion initiatives			no.	Please refer to the Financial inclusion section on page 49 of the 2025 Sustainable Development report for more details.	If not available, explain	SDG 1
FS2		E&S risk management	Percentage of transactions assessed by ESG risk criteria and Exclusion lists	2,321.00	1,646.00	%	In 2025, a total of 1,646 environmental and social risk assessments were conducted. Out of the total assessments, 71% were from non-risky sectors with an 67% disbursement rate. The remaining 29% were identified as operating in risky sectors with 54% of these resulting in loan disbursement.	If not available, explain	Mongolian Sustainable Finance Principles
FS3		Sustainable issuance	Share of green/sustainable loans in compliance with Mongolia green/SDG taxonomy as of total loan portfolio	3.6	4.9	%	The bank is working towards a target of 10% of its total loan portfolio to be sustainable and green loans by 2030. To achieve this target, the bank is offering the following 7 types of sustainable and green loan products to the market. Link: https://golombank.com/retail/loans	If not available, explain	SDG 13, Mongolia Green Taxonomy
A1	Agriculture & food production	Pesticide use	Does your company have a policy/procedures?	Select	Select		Add link Note: Policy/procedure for safe storage, handlings & usage of pesticides, and control of persistence on food product and soils, and control of contamination on surface & groundwater.	If not available, explain	GRI 403, SDG 12
A2		Sustainable land	Percentage of pasture and grazing land managed to MNS 6891:2020, "Responsible Nomad"			%		If not available, explain	SDG 12
A3		Products recalled	Percentage of products recalled due to food quality and/or safety issues			%		If not available, explain	GRI 416, SDG 12
T1	Textile	Sustainable livestock	Number of livestock and percentage of pasture managed to MNS 6891:2020, "Responsible Nomad"			no. & %		If not available, explain	GRI 403, SDG 12
T2		Sustainable products	Number of products produced according to MNS 6926:2021 "Sustainable Textile Production"			%		If not available, explain	GRI 416, SDG 12
T3		Chemicals handling	Does your company have a Policy/procedures to manage sensitive chemicals and materials?	Select	Select		Add link and date Note: Policy/procedure for safe storage, handlings & usage of sensitive chemicals and materials, treatment of contaminated water, and control of contamination fo surface and groundwater.	If not available, explain	GRI 403, SDG 12

DEVELOPMENT IMPACT ASSESSMENT REPORT (JP MORGAN DIA)

Indicator	Base Value	Base Year	Reporting Value	Reporting Year	Target Year	Target Value
Green Loan Portfolio – Financing (SDG 8: Decent Work and Economic Growth)						
Green loan proportion of total portfolio (%)	3.9	2023	4.9	2025	10	2030
Renewable Energy ¹⁵	-	-	0.57	2025	Targets not available but realized in values to be reported	
Low Pollution Energy	-	-	-	2025	Targets not available but realized in values to be reported	
Energy Efficiency	-	-	68.76	2025	Targets not available but realized in values to be reported	
Green Buildings	-	-	0.08	2025	Targets not available but realized in values to be reported	
Pollution Prevention and Control	-	-	0.30	2025	Targets not available but realized in values to be reported	
Sustainable Agriculture, land use, forestry and eco-tourism	-	-	24.21	2025	Targets not available but realized in values to be reported	
Clean Transport	-	-	1.15	2025	Targets not available but realized in values to be reported	
Green Loan Portfolio – Development Outputs and Outcomes (SDG 2: Zero Hunger; SDG 8: Decent Work and Economic Growth; SDG 12: Responsible Consumption and Production)						
Green Buildings						
GHG emissions for green buildings financed (metric tons)	-	-	-	2025	Targets not available but realized in values to be reported	
Sustainable Agriculture						
Smallholder farmers	-	-	-	2025	Targets not available but realized in values to be reported	
Proportion of land under sustainable management (%)	-	-	-	2025	Targets not available but realized in values to be reported	
Herders supported (cashmere production)	-	-	-	2025	Targets not available but realized in values to be reported	
Total waste generated (metric tons)	-	-	1360.36 ¹⁶	2025	Targets not available but realized in values to be reported	

¹⁵The share of Golomt Bank's green loan portfolio is given. This does not include Sustainable Wastewater Treatment according to the Mongolian Green Taxonomy, and the share of this category in the green loan portfolio is 4.93%.

¹⁶The total amount of non-recyclable waste sent to landfills is estimated based on the average amount of waste generated per employee per day.

Training provided to entrepreneurs on ESG topics (hours)	-	-	104	2025	Targets not available but realized in values to be reported
Access to Financial Services (SDG 8: Decent Work and Economic Growth)					
Customers gaining access to digital banking services (#)	-	-	1,042,771	2025	Targets not available but realized in values to be reported
SME, junior customers, female entrepreneurs served (#)	-	-	100,751 ¹⁷	2025	Targets not available but realized in values to be reported
Customers with 2 or more active financial products with Golomt Bank (#)	-	-	508,773	2025	Targets not available but realized in values to be reported
Female Employment and Leadership (SDG 5: Gender Equality)					
Female representation in management (%)	77	2022	42	2025	Targets not available but realized in values to be reported
Female representation in total employment (%)	65	2022	70	2025	Targets not available but realized in values to be reported
Knowledge Development and Employment (SDG 4: Quality Education)					
Learning provided to employees (total hours)	112,588	2022	73,776	2025	Targets not available but realized in values to be reported
Learning hours per employee (hours)	68.1	2022	55.1	2025	Targets not available but realized in values to be reported
New employees hired (# of employees)	600	2022	440	2025	Targets not available but realized in values to be reported

¹⁷Number of SME customers only

Indicator	Base Value	Base Year	Reporting Value	Reporting Year	Target Value	Target Year
GHG emissions (SDG 13: Climate Action)						
GHG emissions	4,317,699	2023	2,363,266	2025	3,022,389	2030
					2,158,849	2050
Scope 1 emissions (tCO ₂ e)	408,064	2023	234,961	2025	Targets not available but realized in values to be reported	
Scope 2 emissions (tCO ₂ e)	1,159,819	2023	1,012	2025	Targets not available but realized in values to be reported	
Scope 3 upstream emissions (tCO ₂ e)	1,142,789	2023	2,015	2025	Targets not available but realized in values to be reported	
Scope 3 financed emissions, category 15 (tCO ₂ e)	1,607,027	2023	2,125,278	2025	Targets not available but realized in values to be reported	
Proportion of GHG emissions offset by planting trees	2.6	2022	0.09	2025	Targets not available but realized in values to be reported	
Operational Sustainability (SDG 6: Clean Water and Sanitation; SDG 7: Clean and Affordable Energy; SDG 12: Responsible Consumption and Production; SDG 13: Climate Action)						
Electricity consumed (kilowatts), offices	1,379,706	2022	953,961	2025		
Electricity consumed (kilowatts), branches	Baseline values to be available starting early 2025		979,708 ¹⁸	2025		
Water consumed (m ³), offices	7,349	2022	10,784	2025		
Water consumed (m ³), branches	Baseline values to be available starting early 2025		7,649 ¹⁹	2025		
Paper waste (kilograms)	103.7 ²⁰	2022	218	2025		
Waste transported for recycling (kilograms)	221.9 ²¹	2022	1,113	2025		

¹⁸In 2025, electricity consumption was measured in 42 branches. This figure is likely to increase as more branches are registered in the future.

¹⁹In 2025, water consumption was measured in 23 branches. This figure is likely to increase as more branches are registered in the future.

²⁰The total amount of cardboard sent to recycling centers in 2022 was 143 kg.




²¹The total amount of waste sent to recycling centers in 2022 was 1,048.3 kg.

DISCLOSURE OF GHG EMISSIONS CALCULATION

DISCLOSURE OF GREENHOUSE GAS (GHG) EMISSIONS CALCULATION

Since 2024, in line with improvements in data quality and data recording, the Bank has included new inventories in addition to the base year data for internal reporting purposes. The enhanced data calculations are used for internal purposes only and are not linked to the Bank's targets.

Data improved inventory list:

		2023	2024	2025
	Scope 1 Fuel consumption from owned vehicles	UB offices (Petrol & Diesel) + /48 owned vehicles /	+ /53 owned vehicles/	+ /58 owned vehicles/
	UB branches (Petrol & Diesel)	+	+	+
	Province branches (Petrol & Diesel)	+	+	+
	Refrigerators	×	+	+
	Air Conditioner	×	+	+
	Scope 2 (Location based)	Electricity offices Actual data from 4 offices	Actual data from 4 offices	Actual data from 7 offices
	Electricity branches	×	Actual data from 32 branches	Actual data from 42 branches
	Heat offices	Actual data from 3 offices	Actual data from 4 offices	Actual data from 6 offices
	Heat branches	×	×	Actual data from 14 branches
	Scope 3 (other) - Upstream	C5: Waste Waste streams: Waste streams: Paper, Can, Plastic, Glasses, Purchased battery, A4 paper, DD paper, Water treatment, MSW	Waste streams: Waste streams: Paper, Can, Plastic, Glasses, Purchased battery, A4 paper, DD paper, Water treatment, MSW	Waste streams: Paper, Can, Plastic, Glasses, Purchased battery, A4 paper, DD paper, Water treatment, MSW, Printer toner
	C6: Business travel		Domestic and international air travel	
	C7: Employee commuting		Employee commute survey includes: Route, Transport type, Distance /km/, Weekly working day	

DISCLOSURE OF GHG EMISSIONS CALCULATION

CALCULATION WITH IMPROVED DATA QUALITY AND COMPLETENESS:²²

	2023	2024	2025
	tCO2e	tCO2e	tCO2e
Scope 1	932,829.31	944,993.46	1,076,082.00
Fuel	932,829.31	944,958.98	1,075,940.42
UB offices	231,794.22	96,130.59	234,961.16
Petrol	123,395.10	62,654.13	99,505.54
Diesel	108,399.12	33,476.45	135,455.62
UB branches	500,222.22	639,072.77	649,421.85
Petrol	500,222.22	639,072.77	649,421.85
Diesel	-	-	-
Province branches	200,812.87	209,755.62	191,557.40
Petrol	200,812.87	209,755.62	191,557.40
Diesel	-	-	-
Refrigerator	-	0.41	0.52
Air conditioner	-	34.07	141.06
Scope 2 (location based)	1,159.82	4,204.63	77,284.08
Energy offices	881.30	2,627.67	2,610.78
Office	881.30	830.95	846.76
Branch	-	1,796.72	1,764.02
Heat branches	278.52	1,576.96	74,673.30
Office	278.52	430.84	2,528.18
Branch	-	1,146.12	72,145.12
Scope 3 (other)	2,506.73	2,447.88	4,124.26
C5: Waste	2,175.73	2,050.77	3,820.64
C6: Business trip	145.44	166.24	155.27
C7: Employee commute	185.56	230.87	148.36
Total GHG	936,495.86	951,645.97	1,157,490.34

²²Values highlighted in blue indicate restated figures based on enhanced data.

KEY CHANGES:

SCOPE 1:

- The main changes and increase in Scope 1 fuel calculations are due to the fact that, under the base year methodology, only fuel consumed at the Ulaanbaatar office was included. Starting from 2025, fuel consumption from Ulaanbaatar branches and regional branches has also been recorded and included in the Scope 1 calculations.
- Since 2024, the Bank has started recording greenhouse gas emissions from air conditioners, and refrigerators. In 2025, the recording of air conditioners was further improved by classifying them by model type, and GHG emissions were calculated based on actual data.

SCOPE 2:

- Since 2024, the Bank has expanded its energy and heat consumption calculations beyond offices to include improved recording of energy and heat usage across branches and service centers, and has commenced the related calculations.
- For branches where actual consumption data is not available, energy and heat usage is estimated based on floor area (m²). In order to reduce and ultimately eliminate this data gap, the Bank has been implementing a bank-wide initiative since the previous year to improve the recording of energy and heat consumption data across branches. The Bank continues to work toward ensuring complete and high-quality data coverage.
- Changes in office and branch floor area, relocation, and the opening of new branches are among the factors contributing to the increase in energy and heat consumption.

SCOPE 3 (OTHER):

- The variance in Scope 3 waste calculations for 2025 is due to the fact that toner waste from printers began being recorded starting in 2025. Previous years calculations did not include emissions from printer toner waste.
- The Bank continuously improves the quality of its operational records and data on an annual basis and is committed to advancing the greening of its operations and transitioning toward environmentally friendly and sustainable practices.

FINANCED EMISSIONS BY SCOPE 1, 2, AND 3

FINANCED EMISSIONS BY SCOPE 1, 2, AND 3

PCAF asset class	2023 (base year)					2024					2025				
	Scope 1 (tCO2e)	Scope 2 (tCO2e)	Scope 3 (tCO2e)	Total emission (tCO2e)	Financed emissions (tCO2e)	Scope 1 (tCO2e)	Scope 2 (tCO2e)	Scope 3 (tCO2e)	Total emission (tCO2e)	Financed emissions (tCO2e)	Scope 1 (tCO2e)	Scope 2 (tCO2e)	Scope 3 (tCO2e)	Total emission (tCO2e)	Financed emissions (tCO2e)
Business loans	8,972,059	1,194,708	9,347,224	19,513,991	377,452	8,841,551	1,225,753	8,902,839	18,970,143	646,390	8,248,588	1,175,922	9,729,584	19,154,094	570,493
Mortgage loan	-	87,238	-	87,238	52,119	-	102,449	-	102,449	58,486	-	107,001	-	107,001	60,242
Commercial real-estate loan	-	20,112	-	20,112	10,461	-	41,083	-	41,083	15,991	-	49,437	-	49,437	20,359
Motor vehicle loan	9,150	-	-	9,268	5,223	7,552	-	-	7,684	6,902	11,244	-	-	13,360	11,831
Project financing	27,447	3,177	52,520	83,144	2,334	5,361	1,849	30,842	38,053	736	-	-	-	-	-
Emissions from loans and advances to customers	9,008,657	1,305,234	9,399,744	19,713,752	447,590	8,854,464	1,371,134	8,933,681	19,159,411	728,506	8,259,832	1,332,361	9,729,584	19,323,892	662,926
Sovereign debt	-	-	-	83,700,000	564,521	-	-	-	83,700,000	1,012,064	-	-	-	104,354,966	1,430,798
Listed equity & Corporate bonds	223,927	155,780	1,825,313	2,205,020	18,371	37,522	10,933,573	361,761	11,332,856	32,765	28,341	13,729,301	295,729	14,053,371	31,554
Emissions from investments in the form of debt and equity	223,927	155,780	1,825,313	85,905,020	582,892	37,522	10,933,573	361,761	95,032,856	1,044,829	28,341	13,729,301	295,729	118,408,337	1,462,352

